

DENTAL SCHOOL
UT HEALTH SCIENCE CENTER™
SAN ANTONIO

Discovering Answers with The University of Texas Health Science Center at San Antonio

Continuing Dental Education 2012-2013

December, January, February, and March

A reason to smile.

We're launching a new era for the UT Health Science Center Dental School.

Center for Oral Health Care & Research

The University of Texas Health Science Center at San Antonio

OPENING 2015

The UT Health Science Center San Antonio broke ground for its Center for Oral Health Care on Friday, October 26, at 10 a.m. Authorized by the University of Texas System Board of Regents, this $95 million, four-level, 198,000 gross-square-foot facility will be constructed adjacent to the Medical Arts & Research Center (MARC), at 8300 Floyd Curl Drive, the flagship location of the university's School of Medicine clinical practice, UT Medicine San Antonio.

The Center for Oral Health Care will be equipped with advanced technology that will allow students, residents and faculty to learn and practice the latest, most efficient methods in oral health care delivery and clinical research. The proximity of the new center to the MARC outpatient medical clinics will assist referrals and management of patients with oral health conditions.

It is anticipated that the state-of-the-art Center will attract the enrollment of the most highly qualified dental school applicants, enhance the interactions between the clinical specialties and bolster the top-tier, national ranking of the Health Science Center's Dental School.

dental.uthscsa.edu

DENTAL SCHOOL
UT HEALTH SCIENCE CENTER®
SAN ANTONIO

The University of Texas Health Science Center at Houston
&
The University of Texas Health Science Center at San Antonio

are partnering to help Texas Dentists fulfill their permit renwal in oral sedation

UTHealth™
The University of Texas
Health Science Center at Houston
School of Dentistry

DENTAL SCHOOL
UT HEALTH
SCIENCE CENTER®
CONTINUING DENTAL EDUCATION

Renewal Course for Minimal Sedation (Level 1) Permit.

Go to our website periodically for updates: http://smile.uthscsa.edu

It's efficient, economical, and you can view it from the comfort of your own home or office!

Target date for completion: November 2012

DECEMBER 7

Texas Brief AM
Lecture Course

LAST CHANCE: Risk Management Course for 2012: Minimize Your Chances of a Lawsuit

EDWARD P. "JOE" WALLER, D.D.S, J.D.

OVERVIEW

Effective September 1, 2008 Rule 104.1, licensees may choose to have up to four (4) hours of risk management-related coursework (includes risk management, record keeping, and/or ethics courses and the allowance for self-study hours has been increased to (6) hours. This course is designed to assist the dental practitioner in minimizing their chances of a lawsuit or Dental Board investigation through the use of effective risk management techniques.

OBJECTIVES

- Learn the top three reasons dental offices are at risk for lawsuits.
- Understand how the utilization of risk management techniques can dramatically decrease the risk of a lawsuit.
- Be able to identify issues in your own practice which will reduce the risk of a Dental Board investigation.
- Identify the essential elements which must be in every dental record to allow you to comply with Dental Board rules.
- Learn the steps which must be taken to increase your chances of a favorable outcome in a Dental Board investigation.
- Understand the documentation issues which can reduce your exposure from investigations by other State and Federal agencies.

PRESENTER

EDWARD P. "JOE" WALLER, JR., D.D.S., J.D., received his dental degree from St. Louis University School of Dentistry in 1969 and his law degree from St. Mary's University School of Law in 1990. He is an attorney with the law firm of Brin & Brin in San Antonio, Texas. His practice is focused on the defense of hospitals, physicians, and dentists in medical and dental malpractice lawsuits. Dr. Waller also frequently represents dentists in investigations and hearings before the State Board of Dental Examiners.

TIME
Check-in & Breakfast: D.S. Cafeteria, 8:00 AM
Program: Friday, 9:00 AM-12:00 PM

LOCATION
The University of Texas Health Science Center
at San Antonio, Dental School

TUITION
Individual: $125.00

CREDIT (Course Code: 152464A)
AGD Code: 550 Hours: 3

SPECIAL FEE OFFER
Register for the morning program and receive a 30% discount on the afternoon Texas Brief. Lunch is included for the participants attending both sessions.

Effective September 1, 2008 Rule 104.1, licensees may choose to have up to four (4) hours of risk management-related coursework (includes risk management, record keeping, and/or ethics courses and the allowance for self-study hours has been increased to (6) hours.

DECEMBER 7

Texas Brief PM
Lecture Course

LAST CHANCE: Annual OSHA Training Course for 2012

GEZA T. TEREZHALMY, D.D.S., M.A.

OVERVIEW

Infections present a significant hazard in the dental environment. Although protection of the patient is an obvious priority, oral healthcare personnel are also vulnerable to exposure. The intent of this course is to set forth an Infection Control/Exposure Control Protocol to minimize the transmission of infections in the clinical process (for the protection of patients and oral health care personnel alike) via direct contact with blood, saliva, and other secretions; via indirect contact with contaminated instruments, operatory equipment, and environmental surfaces; and via airborne contaminants, such as droplet spatter and aerosols of infectious body fluids.

OBJECTIVES

Participants in this course will be introduced to evidence-based information that will facilitate compliance with 29 CFR Part 1910.1030, Occupational Exposure to Bloodborne Pathogens, Final Rule (Federal Register 56(235): 64004-182, 1991 and the implementation of recommendations made by other federal, state, and local agencies and professional organizations.

In addition to fulfilling your annual OSHA requirements upon completion of this course, oral healthcare personnel should be able to:

- Understand the rational for the need for an Infection Control/Exposure Control Protocol.
- Develop and implement an practical Infection Control/Exposure Control Protocol appropriate for a particular oral healthcare setting, which include the following essential elements:
- Education and training; Standard precautions Vaccinations
- Personal protective equipment; Work practice and engineering controls
- Environmental infection control; Post exposure evaluation and follow-up
- Medical records; Medical conditions and work restrictions

PRESENTER

GEZA T. TEREZHALMY, D.D.S., M.A., received his D.D.S. degree from Case Western Reserve University in 1971, continuing with his postgraduate training from 1975 to 1977 and obtaining a Certificate in Oral Medicine from the National Naval Dental Center.

TIME
Check-in: D.S. Cafeteria,: 12:30 PM
Program: Friday, 1:00 PM-4:00 PM

LOCATION
The University of Texas Health Science Center
at San Antonio, Dental School

TUITION
Individual: $125.00
Special Discount Fee: $87.50
(Must register for the morning Texas Brief to receive discount)

CREDIT (Course Code: 152465A)
AGD Code: 148 Hours: 3

If you can't join us please take our online OSHA course. Scan the QR code

DECEMBER 14

Lecture Course

Restorative Materials: What, Where, When and How

CHARLES W. WAKEFIELD, D.D.S.

OVERVIEW

This program will review current restorative materials and the rationale for selection and clinical use of the most appropriate material in varying clinical situations. The confusion between marketing and evidence-based dentistry will be made clear. Aspects to be discussed include selection of adhesive systems; microfill, hybrid and nanofilled composites; glass ionomers, resin modified glass ionomers and compomers as liners, luting agents and restoratives; information and direct pulp capping with calcium hydroxide or adhesive agents; esthetic alternatives such as indirect composite, porcelain inlays/onlays/crowns and their clinical techniques. The application of color in dentistry, principles of smile design and clinical restoration of cosmetic cases for the general dentist will be described and illustrated in detail.

OBJECTIVES

- Amalgam – Types, new developments regarding mercury
- Cast gold – Is this still the best?
- Adhesive systems – Is the latest generation better for all adhesive procedures?
- Glass ionomers – Conventional, reinforced, condensable, luting
- Compomers – Why would anyone ever buy these?
- Composites – Which ones should I use for different procedures?
- Esthetic dentistry – Composites, PFM's or full porcelain – Basics of planning multidisciplinary esthetic cases and principles of Smile Design.
- Use of color in dentistry and application to shade matching.
- Light curing units – High intensity or low? Fast or slow? QTH or LED? Which is best?

PRESENTER

CHARLES W. WAKEFIELD, D.D.S., attended the UCLA School of Dentistry. During his career in the United States Army Dental Corps, he completed a two year Advanced General Dentistry Residency at Fort Knox, Kentucky. Currently, he is a Professor in the Department of General Dentistry and Director of the Advanced Education in the General Dentistry Residency Program at Baylor College of Dentistry, Texas A&M Health Science Center at Dallas, Texas.

TIME
Check-in & Breakfast: D.S. Cafeteria, 8:00 AM
Program: Friday, 9:00 AM-5:00 PM

LOCATION
The University of Texas Health Science Center
at San Antonio, Dental School

TUITION
Dentist: $260.00
Dentist: $260.00 - 20% = $208.00
Dentist: $260.00 - 15% = $221.00
Allied Dental Personnel: $200.00
Allied Dental Personnel: $200.00-20%=$160.00
Allied Dental Personnel: $200.00-15%=$170.00

CREDIT (Course Code: 152467A)
AGD Code: 250 Hours: 7

The Dental School thanks ***Kerr*** for its educational grant in support of this continuing education program.

TWO STEP SAVINGS

Register before October 16, 2012 to receive a 20% discount.
Register before November 15, 2012 to receive a 15% discount.

NEW COURSES

JANUARY 11

TSBDE-Approved Course for Certification

Nitrous Oxide Monitoring Certification Course for Dental Hygienists and Dental Assistants

MARY E. JACKS, R.D.H, M.S.

OVERVIEW

Dental hygienists and dental assistants, who are not currently certified to monitor nitrous oxide/oxygen inhalation conscious sedation, must now attend an approved certification course. In accordance with Rule 114.4, this course has been approved by the Texas State board of Dental Examiners (TSBDE). Upon registration for the course, participants will receive a packet of study materials. The course will consist of:

- Class, laboratory, and test session (8 hours)
- Participants must pass a written examination with a 70%
- To meet the individual needs of each student, remediation and re-testing will be determined on a case-by-case basis.
- Participants may retake the examination up to 2 times ($10 each exam). If the participant does not successfully pass after the 3rd try, the course must be retaken.

Successful completion of this course will permit certification for five (5) years.

To engage the participants' learning, innovative teaching techniques will be used to. Games, audience response, and role-playing demonstrations of clinical emergencies associated with nitrous oxide-oxygen conscious sedation are some of the learning strategies that will be used. Upon completion of the course the student should be competent to pass an examination covering the following:

OBJECTIVES

- Brief history of Nitrous Oxide-Oxygen Conscious Sedation (NO-OCS)
- The legal provisions (Texas Jurisprudence) for Dental Auxiliaries to monitor NO-OCS
- Dental anatomy and physiology related to NO-OCS
- Common drugs that react to the exposure of NO-OCS
- The operation of equipment used to monitor Nitrous Oxide, as well as the safety features and infection control of equipment
- Responsibilities in monitoring patients under NO-OCS
- Recognition and management of medical emergencies associated with Nitrous Oxide

PRESENTER

MARY E. JACKS, R.D.H, M.S., is an Assistant Professor in the Dental Hygiene Department at the University of Texas Health Science Center at San Antonio. Ms Jacks has over 25 year's clinical experience and has been full-time faculty member since 2000. Areas of teaching expertise include: Periodontics, advanced hand and powered instrumentation, faculty calibration, humor in healthcare, and distance education technologies. She has provided numerous national and international lectures on micro ultrasonic instrumentation and adapting techniques to efficiently manage periodontal clients.

TIME

Check-in & Breakfast: D.S. Cafeteria, 8:00 AM
Program: Friday, 9:00 AM-5:00 PM

LOCATION

The University of Texas Health Science Center at San Antonio, Dental School

TUITION

Allied Dental Personnel: $210.00

CREDIT (Course Code: 152494A)
Hours: 8

NEW COURSES

JANUARY 11

Lecture/Participation Course

Endodontics 101

NOAH CHIVIAN, F.A.C.D., F.I.C.D., D.D.S.

OVERVIEW

The key to successful Endodontics is a grasp of the basic principles of treatment, microbial control, cleaning & shaping and seal of the canal system. ENDO 101 presents a philosophy of treatment grounded in these principles and coupled with over forty-five years of clinical experience.

Today's technological advances are integrated with the basic tenants of treatment to achieve Endodontic success with more ease, decreased stress, in less time and with greater consistency of favorable results.

This presentation is designed to introduce you to the newest & most effective and safe cleaning, shaping, and obturation technology available. You will be given the "nuts and bolts" for a crown down technique using Sybron K-3 & the newest innovation in nickel titanium rotary instrumentation, the TF File. You will be able to fill canals with RealSeal, a polymer based bonded root canal filling material with the vertical condensation. Down packing and back filling will be accomplished with the all in one Elements Obturation Unit.

Finally you will be introduced to RealSeal 1 the bonded obturator, the next generation in carrier based delivery systems.

PRESENTER

NOAH CHIVIAN, F.A.C.D., F.I.C.D., D.D.S., earned his dental degree from the University of Pennsylvania School of Dentistry in 1959 and later completed his graduate endodontics program at Temple University's School of Dentistry. He was a Research-Teaching Fellow in Endodontics and received his certificate in Endodontics from Temple University School of Dentistry. He is a member of Omicron Kappa Upsilon, a Fellow of the American and International Colleges of Dentistry, a Fellow of the American Association of Endodontists, a Diplomate of the American Board of Endodontics, an honorary member of the Societe Francaise d'Endodontie, and a recipient of the Warren T. Wakaii Award from the Japanese Endodontic Association. Dr. Chivian received the Alumni Award of Merit from the University of Pennsylvania School of Dental Medicine, the Edgar D Coolidge Award from the American Association of Endodontists and the Presidential service Award from The New Jersey Dental Association.

TIME

Check-in & Breakfast: D.S. Cafeteria, 8:00 AM
Program: Saturday, 9:00 AM – 5:00 PM

LOCATION

The University of Texas Health Science Center at San Antonio, Dental School

TUITION

Dentist: $270.00

CREDIT (Course Code: 152491A)
AGD CODE : 070 Hours: 7

NEW COURSES

JANUARY 17-18

TSBDE-Approved Course for Certification

Application of Pit and Fissure Sealants: A Certification Course for Dental Assistants

OVERVIEW

This two day course meets Texas State Board of Dental Examiners Rule 114.3 which states that a dental assistant wishing to obtain certification must complete a minimum of 16 hours of clinical and didactic education in pit and fissure sealants taken through a CODA accredited dental hygiene program approved by the Board course of instruction includes:

- Microbiology and infection control
- Patient management and medical emergency considerations
- Dental anatomy, sealant products, techniques and placement and
- Ethics and jurisprudence related to pit and fissure sealants

The laboratory and clinical portions of the course will provide the participant with:

- Experience in securing a dry field
- Ergonomic considerations
- Placement of dental sealants with light and chemical cured products on extracted teeth in a laboratory setting
- Placement of at least (6) pit and fissure sealants and topical fluoride on a patient that has been prescreened for sealant placement

Please Note: PARTICIPANTS MUST PROVIDE THE PATIENT

Rule 114.3 also states that dental assistants must also: Have at least two years of dental assisting experience Show successful completion of current course in basic life support (AHA, ARC).

Applicant must have proof of malpractice insurance (may be obtained through Seabury & Smith 1-800-503-9230) and current CPR certification.

Presenters provide a friendly and relaxing learning environment. Special attention is given to the hands-on instruction.

PRESENTERS
TINA STEIN, R.D.H.
BEATRIZ HICKS, R.D.H.
TALINE INFANTE, R.D.H.
LYNN SMILEY, R.D.H.

NEW COURSES

TIME

Check-in: Check-in & Breakfast: D.S. Cafeteria, 7:30-8AM
Program: Thursday, 8:00 AM - 5:00 PM
Friday, 8:00 AM - 5:00 PM

LOCATION

The University of Texas Health Science Center at San Antonio, Dental School

TUITION

Allied Dental Personnel: $495.00
includes lab, clinical, handouts and study materials

CREDIT (Course Code: 152495A)
Hours: 16

SEE PAGE 61 FOR A DETAILED REGISTRATION FORM.

NOW AVAILABLE

IN-OFFICE TRAINING:

In-office training provides the lecture, laboratory and clinical sessions conducted in the convenience of your dental office. Minimum 10 participants.

For more information call Tina Stein at 210 567-3812 or email stein@uthscsa.edu.

JANUARY 18

Participation Course for
Dental Hygienists Dentists are Invited

Seven Ways to Avoid Carpal Tunnel Syndrome

(This is not just another Scaling and Root Planing course)

HAROLD L. MEADOR, D.D.S.

OVERVIEW

Why would dental professionals subject themselves to the possibility of carpal tunnel syndrome? Today's dental professionals are at high risk for many neuromusculoskeletal problems. Traditionally, the highest percentage of entrapment neuropathies affecting the dentist and their staff occur in the neck and back.

To help the individual cope with such issues, this course will address the universal needs of the office using new insights from orthopedics and ergonomics research. This new information will incorporate an instrumentation technique that can improve working conditions for those who perform scaling and root planing procedures. Course attendees will have the opportunity to learn the new components of the technique, especially the basic power strokes in instrumentation. At the end of the didactic session, each participant will complete a personal questionnaire, which becomes the key to understanding the application of the solutions to the 7 basic problems. The lecture will be followed by a hands-on session involving the biocentic simulator.

OBJECTIVES

Participants will be able to recognize the following universal pitfalls:

- The danger of the high wing
- Recognizing improper body alignment
- How pronation and extension of the hand can contribute to tennis elbow
- How sustaining the same body positions and work motions over an extended period of time can contribute to pain
- How universal gloves contribute to fatigue and pain of the thumb
- How fatigue is caused by flexion and extension of the wrist as it is seen in some work motions

Then participants will learn how the use of several options in the components of the instrumentation technique can lead to solutions for the neuromusculoskeletal problems including carpal tunnel syndrome

PRESENTER

HAROLD L. MEADOR, D.D.S., earned his dental degree at The University of Texas Health Science Center at Houston in 1952. He practiced general dentistry for seven years and went onto graduate training in Periodontics at Baylor Dental College which he completed in 1960.

TIME

Check-in & Breakfast: D.S. Cafeteria, 8:00 AM
Program: Friday, 9:00 AM - 5:00 PM

LOCATION

The University of Texas Health Science Center at San Antonio, Dental School

TUITION

Individual: $210.00
Individual: $210.00 - 20% = $168.00
Individual: $210.00 - 15% = $179.00
Instructional Videotape & Manual: $20.00

CREDIT (Course Code: 152485A)
AGD Code: 490 Hours: 7

The Dental School thanks ***Morris Tool & Supply*** for its educational grant in support of this continuing education program.

TWO STEP SAVINGS

Register before November 19, 2012 to receive a 20% discount.
Register before December 19, 2012 to receive a 15% discount.

JANUARY 18-19

Participation/Certification Course Dentists and Dental Hygienists

A Standard Proficiency Certification Course in Laser Dentistry

ROBERT A. CONVISSAR, D.D.S., B.S.

Candidates who successfully complete this course and its prerequisites* will receive a Certificate of Standard Proficiency in Dental Lasers recognized by the Academy of Laser Dentistry, an international organization with more than 1200 members in over 25 countries.

OVERVIEW

Has the hoopla surrounding the introduction of lasers to dentistry been more smoke than substance? Since 1990, the U.S. Food and Drug Administration has approved the use of SEVEN different wavelengths for dental use. These different wavelengths create a world of difference in how the lasers operate, and their usefulness in the oral cavity. The use of lasers for specific procedures found in everyday general practice will be highlighted. The first day will detail laser use in the following subject matters:

Non-Surgical, Surgical and Regenerative
Periodontal Therapy
Surgical and Restorative Implantology
Fixed and Removable Prosthetics
Oral Medicine/Oral Surgery/Oral Pathology
Pediatric and Adolescent Operative Dentistry
Endodontics
Pedodontics/Orthodontics
Esthetic/Cosmetic Dentistry
Practice Management/Marketing

NEW COURSE

The second day workshop will give each participant hands-on experience with the various wavelengths, performing surgical procedures on in-vitro models. Real time videos of routine laser procedures will be part of the in-depth discussion of specific instrument settings and techniques for laser surgical procedures.

OBJECTIVES

At the conclusion of the course, the participant will be familiar with the various wavelengths used in dentistry today, their effects on oral tissues, and their uses for specific oral diseases and pathologies found in everyday practice. They will be able to incorporate this knowledge into a basis for determining which laser wavelength is most appropriate for their practice, and be able to incorporate hard and soft tissue laser dentistry into their practices first thing tomorrow morning.

PRESENTER

ROBERT A. CONVISSAR, D.D.S., B.S., obtained his dental degree from New York University College of Dentistry in 1980. Previously receiving his B.S. Cum Laude from Brooklyn College, C.U.N.Y in Biology. Dr. Convissar is a pioneer in the field of laser dentistry and one of the first dentists to incorporate lasers into general practice. He has over 22 years of experience with CO2, Nd.YAG, Diode and Erbium wavelengths. The author of over 15 peer reviewed papers and author/coauthor of 4 textbooks on laser dentistry, his latest textbook, *Principles and Practice of Laser Dentistry*, published in September of 2010 is the # 1 selling laser dentistry textbook in the world.

Dr. Convissar has presented over 300 laser seminars on all 5 continents. Dr. Convissar practices laser, cosmetic and restorative dentistry in New York. He also serves as Director of Laser Dentistry at New York Hospital Medical Center since 1992.He is the author of the textbooks *Lasers and Light Amplification in Dentistry* (October 2000), *Lasers in Clinical Dentistry* (October 2004) and *Clinical Atlas of Laser Dentistry* (2007). He is also the guest editor of T*extbook of Lasers in Clinical Dentistry* – (October 2004).

TIME

Check-in & Breakfast: D.S. Cafeteria, 8:00 AM
Program: Friday, 8:00 AM - 5:00 PM
Saturday, 8:00 AM - 12:00 PM

LOCATION

The University of Texas Health Science Center at San Antonio, Dental School

TUITION

Dentist: $595.00
Dentist: $595.00 - 25% = $446.25
Dentist: $595.00 - 20% = $476.00
Dentist: $595.00 - 15% = $505.75
Additional Staff Member: $185.50

****Have your staff member fill out a separate registration form.**

CREDIT (Course Code: 152490A)
AGD Code: 260/497
Hours: 12

TWO STEP SAVINGS

Register before October 20, 2012 to receive a 25% discount.
Register before November 19, 2012 to receive a 20% discount.
Register before December 20, 2012 to receive a 15% discount.

This is a perfect opportunity for the dental team! Bring additional staff members for $185.50 each. Discounts apply to dentist tuition only.

The Dental School thanks ***LuxarCare, and King Dental*** for their educational grant in support of this continuing education program.

IMPORTANT COURSE INFORMATION

***Standard Proficiency Certification will be awarded upon successfully completing an online examination administered by the Academy of Laser Dentistry. The candidate must own a laser or have access to a laser, and have taken a previous introductory laser course. The candidate must become a member of the Academy of Laser Dentistry. A free introductory course on lasers is available on the Academy of Laser Dentistry Website at: www.laserdentistry.org**

For more information on the Certification process, please visit www.LaserDentistry.org

JANUARY 18

Lecture/Hands-On Course

Gingival and Connective Tissue Grafting

JAMES S. KOHNER, D.D.S.

OVERVIEW

This course discusses and evaluates the use of two different soft tissue grafts. It includes detailed indications, contra-indications and multiple case examples of Free Gingival and Connective Tissue Grafts. The surgical exercises use pig jaws to allow participants the opportunity of harvesting, placing and suturing both types of grafts. Gingival Grafts are excellent for creating zones of attached gingiva where neither root coverage nor esthetics are factors. They provide a predictable way to stop recession from progressing. Connective Tissue Grafts are very useful for total root coverage in cases of severe recession, especially in the maxilla where esthetics is important.

This workshop is for the dentist who wants to offer soft tissue grafting to their patients or to someone who just wants to learn more about enhancing esthetic restorative results. Two video demonstrations of surgical techniques are included.

A workbook detailing the procedures is included.

OBJECTIVES

At the conclusion, participants should be able to:

- Learn diagnostic criteria for graft selection
- Understand indications for each type of graft
- Understand limitations of each type of graft
- Step-by-step harvesting, placing and suturing
- Step-by-step use of specialized instruments

PRESENTER

JAMES S. KOHNER, D.D.S., received his dental degree from The Ohio States University, and Case Western Reserve University Dental School, and obtained his certification in Periodontics from the Boston University School of Graduate Dentistry. He currently lives in Scottsdale, Arizona.

Dr. Kohner is an experienced teacher who has presented courses on Soft Tissue Grafting to a wide range of audiences, including many state associations all over the US and in 8 foreign countries, and has presented at the American Academy of Periodontology meetings for many years. He has been teaching for the Perio Institute since 2003.

TIME

Check-in & Breakfast: D.S. Cafeteria, 8:00 AM
Program: Friday, 9:00 AM - 5:00 PM

LOCATION

The University of Texas Health Science Center
at San Antonio, Dental School

TUITION

Dentist: $695.00
Dentist: $695.00 - 20% = $556.00
Dentist: $695.00 - 15% = $598.00

CREDIT (Course Code: 152486A)
AGD Code: 492/499 Hours: 7

The Dental School thanks *Perio Institute,* for its educational grants in support of this continuing education series.

TWO STEP SAVINGS

Register before November 19, 2012 to receive a 20% discount.
Register before December 19, 2012 to receive a 15% discount.

JANUARY 19

Lecture/Hands-On Course

Hands–on Crown Lengthening Workshop

JAMES S. KOHNER, D.D.S.

OVERVIEW

This course provides a maximum ***"hands-on"*** experience covering the various principles and clinical procedures needed for crown lengthening. We cover indications, contraindications, and methods of managing surrounding bone.

Topics include: how to handle hard and soft tissues; proper surgical techniques; preservation of esthetics in the final tissue contours; and relocation of all structures that comprise the biologic width, namely: sulcus, junctional epithelium, connective tissue fibers, and bone.

The ***"hands-on"*** experiences include flap surgery with pig jaws, plus bone surgery on anatomically correct plaster models. It is coupled with a detailed slide presentation, as well as two video demonstrations of surgical technique.

Dentists who want to do some or most of their own crown extensions, or those who just want to know more about the subject, will be helped by this course. Crown extension is one of the most commonly required procedures in restorative dentistry, and is often under utilized.

A workbook detailing the procedures is included.

OBJECTIVES

At the conclusion, participants should be able to:

- Make predictable impressions every time
- Learn why crowns come loose and how to prevent it
- Save chair time and be more profitable
- Understand causes of red gum tissue around crown margins
- Diagnose esthetic crown lengthening
- Understand the Gummy Smile
- Coordinate surgery with restorative procedures

PRESENTER

JAMES S. KOHNER, D.D.S., received his dental degree from The Ohio State University, and Case Western Reserve University Dental School, and obtained his certification in Periodontics from the Boston University School of Graduate Dentistry. He currently lives in Scottsdale, Arizona.

Dr. Kohner is an experienced teacher who has presented courses on Soft Tissue Grafting to a wide range of audiences, including many state associations all over the US and in 8 foreign countries, and has presented at the American Academy of Periodontology meetings for many years. He has been teaching for the Perio Institute since 2003.

TIME

Check-in & Breakfast: D.S. Cafeteria, 8:00 AM
Program: Friday, 9:00 AM - 5:00 PM

LOCATION

The University of Texas Health Science Center
at San Antonio, Dental School

TUITION

Dentist: $695.00
Special discount fee: $486.50
(Must register for the Janaury 18th course to receive the discount)

CREDIT (Course Code: 152486B)
AGD Code: 492/499 Hours: 7

The Dental School thanks *Perio Institute,* for its educational grants in support of this continuing education series.

JANUARY 19

Participation Course

Differential TMD Diagnoses and Treatments for General Practitioners

EDWARD F. WRIGHT, D.D.S, M.S.

OVERVIEW

This participation course consists of a morning presentation and an afternoon of clinical activities. The morning presentation will first discuss initial patient evaluation and a recommended treatment protocol for integrating and utilizing multidisciplinary TMD therapies. This sequence will then be applied to 18 documented cases in which the patient's symptoms and clinical evaluation results are presented, and potential diagnoses and treatments will be discussed. Several of these cases are of patients who present with symptoms similar to TMD, but other diagnoses are determined, i.e., acute pulpalgia, sinusitis, etc. Participants will be taught to identify these disorders from TMD through history and clinical evaluation.

The afternoon clinical activities will involve working with a fellow participant, in which the masticatory and cervical musculature will be palpated, various jaw positions will be reviewed, and various splints brought to the course will be adjusted. The course parallels Dr. Wright's recently published TMD textbook which will be available for purchase at the course for a reduced price.

OBJECTIVES

The course is designed to help dentists more cost effectively obtain maximal therapeutic benefit with their TMD patients. Participants will:

- Understand which allied health professionals are able to help their TMD patients and when they would be most beneficial.
- Learn to identify patients who generally will not respond well to traditional TMD therapy and how that can be changed.
- Gain new insight of the prevalence of referred pain and the pain interconnection between the teeth, masticatory system, and cervical area.
- Palpate the masticatory and cervical musculature of a fellow participant.
- Practice mandibular manipulation techniques.
- Adjust a splint that a fellow participant brings to the course.

PRESENTER

EDWARD F. WRIGHT, D.D.S., M.S., is an assistant professor at the University of Texas Health Science Center–San Antonio. He completed a 1-year general dentistry residency, a 2-year TMJ and Craniofacial Pain Fellowship, and a 2-year TMD research fellowship. He is the Course Director for the dental school's TMD Course, Occlusion and TMD Course, Dental Anatomy and Occlusion Course, and Module Director for their stabilization appliance rotation. Dr. Wright is the primary author of 24 journal articles, author of the textbook "*Manual of Temporomandibular Disorders*," and Diplomate of the American Board of Orofacial Pain.

TIME

Check-in & Breakfast: D.S. Cafeteria, 8:00 AM
Program: Saturday, 9:00 AM-5:00 PM

LOCATION

The University of Texas Health Science Center
at San Antonio, Dental School

TUITION

Individual: $210.00

CREDIT (Course Code: 152487A)
AGD Code: 180 Hours: 7

IMPORTANT COURSE INFORMATION:

Participants must bring to the course a splint they currently provide for their patients or one they would like to learn to provide that is fabricated to either their maxillary or mandibular arch. The splint may be fabricated from acrylic, soft thermoplastic mouthguard material, or any intermediate material (Flexite, Bruxeze, hard/soft laminated material, etc.). NTI appliances are not recommended and should not be brought.

Participants must also bring a **long shank acrylic bur** and a **long shank #6 or #8 round bur**. If he or she brings a splint made from soft thermoplastic mouthguard material, the participant must also bring the **cast it was molded over and an alcohol torch**.

LET'S RODEO SAN ANTONIO!

SADDLE UP WITH CONTINUING DENTAL EDUCATION!

While you are attending one of our courses check out the San Antonio Stock Show and Rodeo's website for more information.

www.sarodeo.com

2013 CONTINUING DENTAL EDUCATION LINEUP



February 7
Luncheons for Learning
Salivary/Oral Diagnostics Update
Spencer W. Redding, D.D.S., MeD

February 8
Lecture/Hands-On Course
Planning and Treatment Options for the Edentulous and Single-Tooth Implant Patient
BRYAN T. HARRIS, D.M.D., C.D.T.

February 8
TSBDE-Approved Course for Certification
Coronal Polishing for the Dental Assistant
Lynn A. Smiley R.D.H., B.A.

February 9
Lecture/Hands-On Course
Endodontics is Really a "Slam Dunk"
Ronald H. Lebby, D.D.S.

February 15
Lecture Course
Update on Common Medical Conditions and Lesions Encountered in the Contemporary Dental Practice
MICHAELL A. HUBER, D.D.S.

February 15
Lecture/Participation Course
Full-Arch Rehabilitation With the All-on-4™ Technique
Ken Parrish, D.M.D., M.S., Ph.D.

February 15
Texas Brief AM
The Dynamics of Anterior Teeth: Form, Function, and Esthetics
JACK I. SHIRLEY, D.D.S.

February 15
Texas Brief PM
Occlusion Made Easy
JACK I. SHIRLEY, D.D.S.

February 22
Lecture Course
Contemporary Management of Traumatic Dental Injuries: A Look at the 2013 Guidelines
ANTHONY J. DiANGELIS, D.M.D., M.P.H.

February 23
Lecture Course
Tissue Regeneration vs Bone Grafting
Donald P. Callan, B.S., B.A., D.D.S.

See page 10 for the start of the course lineup

www.sarodeo.com

Feb 7 - 24, 2013

JANUARY 19

Lecture/Participation Course

A Team Approach to Prevention and Management of Medical Emergencies in the Dental Office

ERNEST E. VALDEZ, D.D.S.

OVERVIEW

According to a published study, a dentist and staff, on average, will manage a medical emergency once every 1.4 years*. The same study reports that cardiac arrest in a dental office may occur once every 130 years*. It appears that medical emergencies occur infrequently in the dental office. It is for this very reason that it is easy for dentists and staff to forget simple medical emergency prevention and management techniques and systems. In a productive dental practice, medical emergency equipment may become dusty, emergency medications may expire, portable oxygen tanks become empty, emergency management systems are forgotten. Do you have enough equipment or too much equipment to manage medical emergencies in your dental office? What is the anticipated arrival time of EMS to your office? Do you AND your staff know how to manage the most common medical emergencies that can occur in your dental office?

OBJECTIVES

Upon completion of this course, participants will be able to:

- Evaluate their medical emergency equipment, as well as, the office for efficiency of management of medical emergencies by bringing a schematic of the floor plan of their dental office, a list and photos of their medical equipment of their office.
- Determine the response time of the emergency medical services to a medical emergency in their dental office.
- Design a "Medical Emergency Management Plan" for the dental office.
- Learn to recognize and manage the ten most common medical emergencies, as well as, acute myocardial infarction and cardiac arrest in the dental office.
- Learn medical emergency preventive measures.

PRESENTER

ERNEST E. VALDEZ, D.D.S., earned his DDS from The University of Texas Health Science Center at San Antonio in 1993. He is an Assistant Professor in the Department of Oral and Maxillofacial Surgery at The University of Texas Health Science Center at San Antonio, Dental School.

TIME

Check-in & Breakfast: D.S. Cafeteria, 8:00 AM
Program: Saturday, 9:00 AM–5:00 PM

LOCATION

The University of Texas Health Science Center
at San Antonio, Dental School

TUITION

Dentist: $210.00
Allied Dental Personnel: $170.00

CREDIT (Course Code: 152488A)
AGD Code: 142 Hours: 7

IMPORTANT COURSE INFORMATION

Participants should bring the following: **(1)** simple schematics of your office floor plan (hand drawn or digitized is acceptable); **(2)** the response time of the medical emergency services in your area; **(3)** photos and a list of your medical emergency equipment, in their **CURRENT, AS-IS LOCATION AND STATUS**. The course requirements are to aid in the evaluation of the medical emergency equipment and office efficiency in the management of a medical emergency.

*From Fast, TB et al. JADA 112:499, 1984; Malamed, SF, JADA 124 4, 1993

JANUARY 25

A Lecture/Participation Course

Minimally Invasive Implant Dentistry

WILLIAM C. RODDY, D.D.S.

OVERVIEW

Every 8 minutes someone in the US turns 60. 25% of Americans over 60 are edentulous, 58% over 50 have less than 21 teeth. Our patients are living longer, but many are plagued with ill-fitting prostheses, dry mouth, and root caries- at the time their access to their trusted dentist is limited. Many of these patients would benefit greatly from dental implants, but who is going to make them affordable and readily available? Modern surgical techniques make it possible to treat the majority of implant patients in the general practice setting, efficiently and with minimal morbidity. Today it is possible to not only lower prices but also make these the most profitable procedures in your office by many-fold. You can also decrease costs to the patient in terms of fewer and shorter duration visits, decreased pain, bleeding and post-op complications, and easier and less costly repair and rework. In addition, recent advances in the dental laboratory industry now make what once were the most advanced and costly implant prostheses routine and very affordable dentistry.

OBJECTIVES

- Describe the advantages of flapless implant surgery over conventional placement using a flap.
- Understand the various approaches to interpositional grafting, and indications for each approach.
- Know the techniques and armamentarium for crestal approach sinus grafting.
- Understand the advantages and indications for immediate loading of dental implants.
- Understand the interface between dental laboratory CAD/Cam technology and surgical guide fabrication for immediate load full arch prostheses.
- Hands-on experience using models for implant placement and crestal approach sinus augmentation.

PRESENTER

WILLIAM C. RODDY, D.D.S., obtained his dental degree from the University of Iowa in 1979. After he completed dental school, he served in the U.S. Navy from 1979-1999, retiring at the rank of Captain. During his Naval dental career, Dr. Roddy completed a Prosthodontics Fellowship and a Comprehensive Postdoctoral Residency. Other tours included shipboard duty, co-director of a General Practice Residency program, base prosthodontist, base endodontist, service as examining member of the Federal Services Board of Comprehensive Dentistry, and Head of Clinical Investigations at the Naval Dental Research Institute, and Clinic Director. He was also granted two patents.

TIME

Check-in & Breakfast: D.S. Cafeteria, 8:00 AM
Program: Friday, 9:00 AM-5:00 PM

LOCATION

The University of Texas Health Science Center
at San Antonio, Dental School

TUITION

Dentist: $260.00
Dentist: $260.00 - 20% = $208.00
Dentist: $260.00 - 15% = $221.00

CREDIT (Course Code: 152489A)
AGD Code: 690 Hours: 7

The Dental School thanks ***AB Dental*** its their educational grant in support of this continuing education program.

TWO STEP SAVINGS

Register before November 25, 2012 to receive a 20% discount.
Register before December 27, 2012 to receive a 15% discount.

FEBRUARY 1

Texas Brief AM
Lecture Course

Risk Stratification and Dental Management of Patients Taking Endocrine/Metabolic Agents

GEZA T. TEREZHALMY, D.D.S., M.A.

OVERVIEW

Today's clinicians treat more medically and pharmacologically compromised patients than ever before. The availability of more than a thousand active ingredients in several thousand different formulations, and with over 100,000 nonprescription medications, with hundreds of facts about each of them, presents a seemingly insurmountable challenge in mastering the essentials for the clinical decision making process. Fortunately, the clinician who understands general pharmacological principles can learn to predict the behavior of each drug based on a few facts. It is better to develop a drug profile than it is to memorize isolated data. The best way to achieve this objective is to associate, envision, predict, and inquire.

- **Associate** each drug with information already known.
- **Envision** the course of events that would occur as a drug enters the patient's body
- **Predict** clinical uses and adverse drug effects based on a drug's mechanism of action.
- **Inquire** which fact about a drug is going to impact on the clinical decision making process.

OBJECTIVES

Upon completion of this course the practitioner should be able to:

- Discuss the current and accepted pharmacotherapy for cardiovascular diseases.
- Identify high-risk patients and develop management strategies in accordance with the patient's medical and pharmacological status.
- Recognize the potential for adverse drug-drug interactions, drug-disease interactions, and drug-induced illnesses, including the oral manifestations drug therapy.

PRESENTER

GEZA T. TEREZHALMY, D.D.S., M.A., received his D.D.S. degree from Case Western Reserve University in 1971, continuing with his postgraduate training from 1975 to 1977 and obtaining a Certificate in Oral Medicine from the National Naval Dental Center. In 1987, he obtained his M.A. degree in Higher Education and Human Development from The George Washington University.

TIME

Check-in & Breakfast: D.S. Cafeteria, 8:00 AM
Program: Friday, 9:00 AM-12:00 PM

LOCATION

The University of Texas Health Science Center
at San Antonio, Dental School

TUITION

Individual: $125.00

CREDIT (Course Code:152509A)
AGD Code: 730 Hours: 4

SPECIAL FEE OFFER

Register for the morning program and receive a 30% discount on the afternoon Texas Brief. Lunch is included for the participants attending both sessions.

Turn the page for the Texas Brief PM program

FEBRUARY 1

Texas Brief PM
Lecture Course for Dental Hygiensts, Dentists, and Dental Assistants are welcome

Periodontics, Antibiotics and Aggressive Periodontitis

How to Identify and How to Treat

RICHARD FINLAYSON, D.D.S.

OVERVIEW

This course will review classification of various gingival and periodontal diseases as it relates to clinical diagnosis and treatment of Aggressive Periodontitis. A review of Aggressive Periodontitis as a distinct entity will be given as well as rationales for treatment of this condition to include antibiotic therapies as well as novel approaches to oral debridement. Antibiotic usage, both systemically and locally for the treatment of periodontal diseases will be reviewed and indications for both will be discussed.

OBJECTIVES

- To be able to classify periodontal and gingival conditions in accordance with the classification system of the AAP Classification of Periodontal Diseases and Conditions International Workshop in 1999.
- To be able to identify and treat all forms of Aggressive Periodontitis.
- To understand when and what antibiotics to use in treating susceptible periodontal diseases as well as proper dosages of each.
- To understand the role of antibiotics in periodontal therapy as well as their limits.

PRESENTER

RICHARD S. FINLAYSON, D.D.S., received his dental training at the University of Texas Health Science Center at Houston, Dental Branch in 1975. He entered the Air Force that year for a GPR and later completed training in Periodontics at Wilford Hall Medical Center in 1984 and received his Board Certification in Periodontics in 1987.

During his 23 year Air Force career he has lectured both locally and internationally on various topics as well as teaching at the graduate level in GPR programs as well as for the Air Forces largest residency program in General Dentistry. Following retirement in 1999, he worked as a contract Periodontist for a number of clinics in the San Antonio area as well as working part time at UT Health Science Center in the GPR/AEGD program. Currently, Dr. Finlayson is with the Department of Periodontics.

Currently he is 80% teaching in the Graduate Periodontics program at UTHSCSA while continuing his private practice endeavors. He is a Fellow of the Academy of General Dentistry as well as having received the 2009 Outstanding Educators Award from the American Academy of Periodontology.

Dr. Finlayson is a native of San Antonio, TX.

TIME
Check-in: D.S. Cafeteria, 12:30 PM
Program: Friday, 1:00 PM-4:00 PM

LOCATION
The University of Texas Health Science Center at San Antonio, Dental School

TUITION
Individual: $125.00

CREDIT (Course Code: 152497A)
AGD Code: 490 Hours: 3

FEBRUARY 2

Lecture/Participation Course

Customized Direct Composite Techniques

CHARLES W. WAKEFIELD, D.D.S.

OVERVIEW

This program will review current restorative materials and the rationale for selection and clinical use of the most appropriate material in varying clinical situations. The confusion between marketing and evidence-based dentistry will be made clear. Aspects to be discussed include: selection of adhesive systems; microfill, hybrid and nanofilled composites; glass ionomers, resin modified glass ionomers and compomers as liners, luting agents and restoratives; bleaching; direct pulp capping with calcium hydroxide or adhesive agents; biocompatibility of tooth colored restorations; esthetic alternatives such as indirect composite, porcelain inlays/onlays/crowns and their clinical techniques. The application of color in dentistry, principles of smile design and clinical restoration of cosmetic cases for the general dentist will be described and illustrated in detail. Updated information on bisphosphonates in dentistry will be presented.

OBJECTIVES

This session will enable the participant to confidently and accurately determine shades and accomplish simple and complex restorations using composite resin. The hands-on session will allow participants to restore Class I and Class II posterior composites with dentin and enamel replacement, occlusal groove resin tints and the optimal matrix system. In addition, a Class IV and anterior facial composite veneer will be restored with lifelike translucency, dentin and enamel replacement, enamel craze lines and characterization. Finishing and polishing techniques will be refined to ensure maximum esthetics and longevity of the restorations.

PRESENTER

CHARLES W. WAKEFIELD, D.D.S., received his dental degree from the University of California at Los Angeles School of Dentistry in 1971. During his career in the United States Army Dental Corps, he completed a two-year Advanced General Dentistry Residency at Fort Knox, Kentucky. He is currently a Tenured Professor in the Department of General Dentistry and Director of Advanced Education in General Dentistry Residency Program at the Baylor College of Dentistry, Texas A & M Health Science Center at Dallas, Texas. In addition to his academic appointments and research, he is also a Consultant to the Commission on Dental Accreditation with the American Dental Association.

Prior to joining the Baylor College of Dentistry, Dr. Wakefield served as the Director of Advanced Education in the General Dentistry Residency Program and Director of the Division of Operative Dentistry at the College of Dental Medicine, Medical University of South Carolina, Charleston, from 1993 to 1995.

TIME
Check-in & Breakfast: D.S. Cafeteria, 8:00 AM
Program: Saturday, 9:00 AM – 5:00 PM

LOCATION
The University of Texas Health Science Center at San Antonio, Dental School

TUITION
Dentist: $260.00

CREDIT (Course Code: 152499A)
AGD Code: 250 Hours: 7

The Dental School thanks ***Kerr*** for their educational grant in support of this continuing education program.

FEBRUARY 7

Luncheons for Learning

Salivary/Oral Diagnostics Update

SPENCER W. REDDING, D.D.S., MeD

FORMAT

One day a month a speaker discusses a dental topic during lunch. The sessions are informal and the group has an opportunity to interact with the speaker during the short discussion period at the end of the lecture. It requires only about one and one-half hour of your time to learn the latest developments in many areas of dentistry. It also offers the opportunity to become better acquainted with your colleagues and their staff since all dental allied personnel and technicians are also invited to attend.

OVERVIEW

Oral fluids, such as saliva, and oral mucosal cells are currently being studied as substitutes for blood and/or biopsies for disease diagnosis. These materials are easy to obtain and eliminate the need for needle sticks, local anesthesia, or surgery . Nanotechnology is being developed that will allow these tests to be done on very small samples and be performed at the point of care, greatly reducing time to diagnosis. This presentation provides a review of several areas of research incorporating salivary and cellular oral diagnostics for systemic diseases.

OBJECTIVES

- Summarize the characteristics that make saliva an appropriate fluid for disease diagnosis
- Summarize the current scope of tests using saliva as a diagnostic fluid
- Understand the concept of point of care diagnostics
- Understand the concept of lab-on-a-chip tests
- Describe the concept of a point of care lab-on-a-chip test for oral cancer using brush biopsies

PRESENTER

SPENCER W. REDDING, D.D.S., MED, earned his dental degree from University of North Carolina in 1976. He then completed his General Practice Residency in 1978 from The Medical College of Pennsylvania Hospital. Afterwards, he obtained his MeD from University of New Orleans in 1980. Currently, is Professor and Chair of the Department of Comprehensive Dentistry at the University of Texas Health Science Center at San Antonio Dental School. His research is focused on oral diagnostics and prevention and management of oral candidiasis. He has authored over 90 peer reviewed articles.

TIME
Check-in & Lunch: D.S. Cafeteria, Private Dining Room, 11:30 AM
Program: Thursday, 12:00 PM-1:00 PM

LOCATION
Dental School, Private Dining Room in the Cafeteria The University of Texas Health Science Center at San Antonio (back of Dental School and adjacent to Visitor Parking Lot.)

TUITION
Includes Luncheon and Lecture
Individual: $49.50

CREDIT (Course Code: 152501A)
AGD Code: 739 Hours: 1

The David E. Snyder Luncheons for Learning Series

The University of Texas Health Science Center at San Antonio,
Dental School • Office of Continuing Dental Education

FORMAT
One day a month a speaker discusses a dental topic during lunch. The sessions are informal and the group has an opportunity to interact with the speaker during a short discussion period at the end of the lecture. It requires only about one and one-half hour of your time to learn the latest developments in many areas of dentistry. It also offers the opportunity to get better acquainted with your colleagues and their staff since all dental allied personnel and technicians are also invited to attend.

COURSE DIRECTOR
DAVID E. SNYDER, D.D.S., came from a dental family. His father graduated fromNorthwestern in 1915, practiced in a small South Dakota town for two years and joined the Navy Dental Corps in 1917 because of the World War. He stayed in the Navy for 35 years and then practiced in a small Washington town for a few years. Dr. Snyder heard many tales about how dentistry "used to be practiced." His older brother was also a dentist from the time of graduation in 1950 until the day he died in 1994.

Dr. David Snyder entered the University of Washington Dental School in 1950, just at the beginning of the Korean War. After graduation in 1954 he served in the Navy Dental Corps for three years, two of which were spent on the USS Nereus, a submarine tender home ported in San Diego, California. After his discharge, he opened a dental practice in San Diego. While still in the Navy he had joined a gold foil study club, which was mentored by Dr. James P. Vernetti. Dr. Vernetti remained a mentor for over twenty years. He mentored the foil clubs at UCLA and UTHSCSA. Dr. Snyder followed Dr. Vernetti to Texas in 1975 and tried to continue the gold foil traditions. He kept teaching gold foil until around 1986 when the last jurisdiction stopped requiring foils on the licensing exams.

Accounts of "old dentistry" from his father, teachings of dental schools of the 1950's, and tricks learned from Dr. Vernetti encouraged Dr. Snyder to teach senior dental students several alternative techniques. Some of them, such as the intra-osseous local anesthetic injections taught by Dr. Vernetti in the 1960's, became popular in our Texas school decades later. Most of the old techniques have been judged as unnecessary or dropped because of compressed curriculum.

TIME
11:30 AM - 1:00 PM The second Thursday of each month (Subject to change due to state meetings or holidays)

LUNCH AND LEARN REFUND POLICY
If you must cancel your registration, please notify the Office of Continuing Dental Education as soon as you determine you are unable to attend so that a refund may be considered. Due to commitments to this special series, any cancellation made 30 days prior to January 7, 2013 will be subject to an administrative fee assessment of $160.00. If you must cancel an individual course $60.00 will be withheld. Any cancellation made after that date does not qualify for a refund. However, participants may choose to place their tuition minus an administrative and direct cost fee assessment into a holding account for future use. No Shows will not qualify for refunds. Written notification is required within five business days by mail, fax, or e-mail to initiate the refund process. Please allow four to six weeks for all refunds.

MEETING DATES:

February 7, 2013
Salivary/Oral Diagnostics Update
Spencer W. Redding, D.D.S., MeD

March 7, 2013
Anomalies of the Pediatric Oral Cavity
Jeffrey C. Mabry, D.D.S.

April 4, 2013
Vibratory Loading Stimulates Orthodontic Tooth Movement and Reduces Treatment Time: Results from a UTHSCSA Clinical Trial"
Dubravko Pavlin, D.M.D., Ph.D.

May 9, 2013
Treating the Pregnant Dental Patient
Barbara MacNeill, D.M.D.

June 13, 2013
Is Occlusion Dead or Just Sleeping It Off?
Jeffrey Scott Rouse, D.D.S.

July 11, 2013
Using Technolgy in Implant Dentistry
David A Little, D.D.S.

August 8, 2013
Potpourri of Implant Surgery
James M. Duncan, D.D.S.

September 5, 2013
Guidelines on Teaching Patients How Diet Affects Oral Health
Lori Grant, M.Ed, RD, LD

October 3, 2013
Periodontal Update
Richard S. Finlayson, D.D.S.

November 7, 2013
Socket Preservation: Indications and Options
Guy Huynh-Ba, D.D.S., M.S.

LOCATION
Private Dining Room in the cafeteria at The University of Texas Health Science Center at San Antonio, (back of Dental School and adjacent to Visitor Parking Lot); 7703 Floyd Curl Drive; San Antonio, Texas 78229-3900.

LUNCH INCLUDED
Plan to arrive at 11:30 AM or shortly thereafter. This will give you plenty of time to eat before the presentation starts at 12:00 PM. Should you be delayed in arriving, you can eat during the presentation. The presentation will be completed by 1:00 PM at the latest so you can schedule your first afternoon patient early.

CREDIT (Course Code: 152500A)
Each luncheon: 1 AGD Lecture Credit, Subject Code (dependent on lecture topic) 1 CEU

TUITION
(Includes Luncheon and Lecture)
Entire Series: $399.50
Individual Lecture: $49.50

FEBRUARY 8

Lecture/Hands-On Course

Planning and Treatment Options for the Edentulous and Single-Tooth Implant Patient

BRYAN T. HARRIS, D.M.D., C.D.T.

OVERVIEW
This course will consider the surgical and restorative planning and treatment options for single-tooth and edentulous implant patients. Patient selection criteria from the perspective of both implant placement and the proposed restoration will be detailed. Where appropriate discussion will include site preparation and disease control. The available restorative materials, options and techniques will be discussed for single tooth replacements in both non-esthetic and esthetic sites. Removable and fixed restorative options will be considered for edentulous arches. Scientific, technical, and practical issues will be addressed from the clinical perspective ensuring the transfer of information into the everyday practice of the participants. The hands-on component of this program will include familiarization with components, use of locator attachments for edentulous restorations, and the fabrication of provisional restorations for partially edentulous sites.

OBJECTIVES
Upon completion of this course, the participant will be able to:

- Define patient selection criteria for successful implant therapy
- Identify relevant health issues associated with implant treatment and physical diagnosis of the patient
- Describe the step by step procedures associated with site preparation and implant placement for straightforward and advanced edentulous and single-tooth patients
- Describe the clinical procedures associated with the restoration of single missing teeth in both esthetic and non-esthetic sites
- Discuss the clinical procedures relevant to the fabrication of removable and fixed prostheses for edentulous arches
- Describe the locator abutment in detail
- Design and fabricate surgical templates and provisional restorations for single missing teeth

PRESENTERS
BRYAN T. HARRIS, D.M.D., C.D.T., received his dental degree from the University of Louisville School of Dentistry in 2004. He originally started in Dentistry through his training as a fixed crown and bridge technician for five years. As a Prosthodontic resident at the University of Texas Health Science Center at San Antonio (UTHSCSA).

TIME
Check-in & Breakfast: D.S. Cafeteria, 8:00 AM
Program: Friday, 9:00 AM - 5:00 PM

LOCATION
The University of Texas Health Science Center at San Antonio, Dental School

TUITION
Dentist: $240.00
Dentist: $240.00 - 20% = $192.00
Dentist: $240.00 - 15% = $204.00

CREDIT (Course Code: 152503A)
AGD Code: 690 Hours: 7

The Dental School thanks ***Straumann USA*** for its educational grants in support of this continuing education program.

TWO STEP SAVINGS
Register before December 11, 2012 to receive a 20% discount.
Register before January 10, 2013 to receive a 15% discount.

Continuing Dental Education & Alumni Relations
School of Dentistry
University of Minnesota

The University of Minnesota
School of Dentistry

and

The University of Texas
Health Science Center
at San Antonio,
Dental School

Dental School
UT Health Science Center™
Continuing Dental Education

are pleased to present....

The 18th ANNUAL

Ski Learn

Hotel Block Expires 12/17/12!

Save money!

Reserve your room today!

Steamboat Springs, Colorado
Thursday-Saturday
February 7-9 2013

Featuring

Dr. David J. Clement & Dr. Stephen K. Shuman

Call the hotel on your own by calling the in-house reservations desk at (800) 848-8877 or type in the link below in your internet browser
https://www.starwoodmeeting.com/StarGroupsWeb/res?id=1207134385&key=8E8D1

Sheraton Steamboat Resort and Conference Center
2200 Village Inn Court • Steamboat Springs, Colorado 80477

Ski & Learn Information

OBJECTIVES AND SCHEDULE

Thursday, February 7
7:30-9:30 AM
Stephen K. Shuman, D.D.S., M.S.
Bisphosphonate-related Osteonecrosis (BRON)
- Describe the scope of the caries problem in older adults and identify key risk factors.
- Employ methods to improve root caries diagnosis and recognize potential limitations.
- Choose between various treatment options, restorative materials and techniques.
- Employ practical strategies to prevent and reduce caries that are tailored to older adults.

4:30-6:30 PM
"Fitting the Pieces Together: Common Treatment Planning Issues for Older Adults"
Stephen K. Shuman, D.D.S., M.S.
- Identify and describe common concerns and challenges in treatment planning older adults.
- Describe practical approaches to communicating with older patients about treatment planning issues.
- Employ strategies to address concerns about patient health, longevity, and informed consent.

Osteoporosis and Oral Health
Stephen K. Shuman, D.D.S., M.S.
- Describe pathways for the development of osteoporosis and its impact on our society.
- Discuss current strategies to manage osteoporosis and its consequences.
- Recognize and manage the dental implications of osteoporosis and bisphosphonate therapy.

Friday, February 8
Stephen K. Shuman, D.D.S., M.S.
7:30-9:30 AM
Dementia & Dental Care: Things to Remember When Patients Forget
- Recognize the signs and symptoms of various types of dementia.
- Identify and discuss potential oral health consequences of dementia
- Describe practical treatment planning and patient management strategies
- Avoid potentially hazardous consequences of dental care for dementia patients.

4:30-6:30 PM
David J. Clement, D.D.S.
Philosophy and Techniques for Molar Root Canal Therapy
- Incorporating the principles of Canal Pathway, Orifice Management, Canal Flaring and Apical Finishing into separate procedural steps.
- Introducing a variety of 'Hybrid' Techniques that can improve the predictability of your care, irregardless of the rotary system currently used.

Saturday, February 9
David J. Clement, D.D.S.
7:30-11:30 AM
Endodontic Diagnosis for the Vital Pulp
- Confidently identify the signs and symptoms of an Irreversible Pulpitis, even when no clinical or radiographic evidence of pathology exists.
- learn how to expedite the diagnosis and provide an informed consent for root canal therapy during a 'Problem Focused Exam'.

Pulp Reactions to Restorative Procedures
- Understand how increased dentin permeability is a predictable consequence of many modern restorative procedures.
- Identify circumstances when increased dentin permeability and persistent restorative microleakage can adversely affect pulp survival.

PRESENTERS
STEPHEN K. SHUMAN, D.D.S., M.S., received his dental degree from Temple University in 1982, followed by his MS in Geriatric Dentistry from the University of Minnesota in 1989. He joined the University of Minnesota's faculty in 1989 and is now Associate Professor and Director of the School's Geriatrics Program and directs training at the Walker Methodist Dental Clinic in Minneapolis and the new HealthPartners' Midway Seniors Dental Clinic, where he also maintains his clinical practice. Dr. Shuman served on the Board of Directors of the American Society for Geriatric Dentistry for 10 years and was President of that organization from 1998-99. He has also served as a board member of the Special Care Dentistry Association and currently serves as Chair of the Minnesota Dental Association's Committee on Elderly and Special Needs Adults. His teaching and clinical programs have been recognized with the ADA's national Geriatric Oral Health Award, as well as at the state and local levels.

DAVID J. CLEMENT, D.D.S., received his dental degree from the University of Minnesota in 1981. His varied dental career brings a wealth of information and perspective to all levels of endodontic practice. Dr. Clement was a general dentist for nine years, an endodontic post graduate educator, and had a specialty endodontic practice. Dr. Clement is currently a Professor and the Program Director at the UTHSC at Memphis, TN Advance Endodontic Program. The philosophical consistency and hands-on approach he brings to his topics helps the information he presents span multiple levels of understanding.

ABOUT THE STEAMBOAT SPRINGS AND THE SHERATON RESORT
Steamboat, positioned 7,000 feet up in the Colorado Rockies, is home to one of North America's largest ski mountains. This northwestern Colorado ski resort, which averages 27 feet of snow yearly, is renowned for its season-long "champagne powder." The Steamboat ski area gives you not just one mountain to explore but five peaks that include 141 trails (13% beginner, 56% intermediate, 31% advanced), all accessed by one of the Rockies largest lift systems.

Steamboat is also recognized for having one of the finest ski & snowboard schools and the premier kids program in the industry. And, as an added bonus, kids 12 years of age and under ski free when parents purchase a five-day pass.

The City of Steamboat Springs offers two distinct shopping and entertainment areas, the "Village" and "Old Town," with free bus transportation between the two. Included in the area are over 70 diverse restaurants and bars and an abundance of boutiques and galleries to explore.

The Sheraton Steamboat Resort and Conference Center is nestled at the base of the mountain, just steps from the Silver Bullet™ gondola and the dining and shopping attractions in Ski Time Square. This full-service, luxury ski in/ski-out hotel includes: 315 guest rooms, suites and condominiums, each with private balcony; sauna, steam rooms and fitness center; outdoor heated pool and hot tubs; complimentary ski storage and ski valet service; ski & sport shops, gift shop and ski rental; complimentary underground parking, two restaurants and one lounge.

Steamboat is located 22 miles from the Yampa Valley Regional Airport in Hayden. Daily nonstop flights from eight major cities (including Minneapolis/St. Paul and Dallas/Ft. Worth) are available, as are frequent daily jet and commuter connections from Denver. If you wish to drive, Steamboat is an easy 3 1/2-hour drive (157 miles) from Denver. Steamboat Springs has a wonderful busing system therefore a rental car is not necessary.

We recommend Alpine shuttle to and from the airport, book directly with them at www.alpinetaxi.com

RESORT RESERVATIONS
Please coordinate your hotel accommodations on your own by calling the in-house reservations desk or you can speed the reservation process up by going on-line to the following link:
https://www.starwoodmeeting.com/StarGroupsWeb/res?id=1207134385&key=8E8D1

You can find their website on our homepage at www.smile.uthscsa.edu; click on Academic Outreach/Travel Programs; then click on Steamboat Springs, CO

Sheraton Steamboat Resort and Conference Center
2200 Village Inn Court
Steamboat Springs, Colorado 80477
970-879-2220
(In-House Reservations) 800-848-8877

Room options and prices vary—standard rooms are priced at $299/night. In order to receive the group rate, refer to The University of Texas / University of Minnesota Ski & Learn program when calling to make your reservation.

Please note that the room reservation cut-off date is December 17, 2012.

Reservation requests after that date, will be accepted on a space and rate availability basis. This course is scheduled during peak tourist season so make your reservations early. An additional fee of $50.00 per dentist or dental team member will be assessed to course attendees not staying at the Sheraton Steamboat Resort.

REGISTRATION INFORMATION
Pre-registration is necessary. Please call the Office of Continuing Dental Education at The University of Texas Health Science Center at San Antonio, (210) 567-3177 or mail the registration form with check made payable to "UTHSCSA" to:

UTHSCSA; Continuing Dental Education MSC 7930
7703 Floyd Curl Drive
San Antonio, Texas 78229-3900.
(210) 567-3177 FAX (210) 567-6807
Payment may also be made by credit card - Mastercard, Visa or Discover only.

TIMES
Pre Check-in: Wednesday 9:30 PM-10:00 PM
Sign-in & B'fast: Thursday, 7:00 AM
Program: Thursday-Friday, 7:30–9:30 AM; 4:30-6:30 PM
Saturday, 7:30-11:30 AM
Breakfast will be provided at the morning session. Snacks and refreshments will be available for the course participants at the afternoon sessions.

LOCATION
Sheraton Steamboat Resort and Conference Center, Steamboat Springs, Colorado

TUITION
Individual: $495.00
A $50 additional fee per person will be assessed to course attendees not staying at the Sheraton Steamboat
Resort: $495.00 + $50.00 = $545.00

****3 Step Savings Plan - This is how it works****

1. GOOD: Register with Sheraton Steamboat Resort and Conference Center before December 7, 2012 and save an additional $40.00 off the tuition price. (Your registration fee will be $455.00 due by January 11, 2013)
Savings Plan 1: $495.00 - $40.00 = $455.00

***An additional fee of $50.00 per individual to be included if not staying at the Sheraton Steamboat Resort.**

CREDIT (Course Code: 152502A)
AGD Code: 070, 073, 072, 257, 258, 752, 735, 734, 754 Hours: 12

FEBRUARY 8

NEW COURSE

TSBDE-Approved Course for Certification

Coronal Polishing for the Dental Assistant

LYNN A. SMILEY R.D.H., B.A.

OVERVIEW

This program offers 8 hours of clinical and didactic education required by the Texas State Board of Dental Examiners for certification in coronal polishing. This course will include: Oral Anatomy; Tooth morphology; Indications, contraindications and complications for coronal polishing; Infection control procedures; and Jurisprudence relating to coronal polishing. The laboratory and clinical activity will include: training in using a slow-speed hand piece; principles of coronal polishing; armamentarium; operator & patient positioning, polishing technique, polishing agents; and polishing coronal surfaces of teeth. This course is offered through the Department of Dental Hygiene at The University of Texas Health Science Center at San Antonio in collaboration with San Antonio College Dental Assisting Program and is a TSBDE APPROVED & ACCREDITED COURSE. In order to obtain your certification the State also requires at least 2 yrs as a dental assistant.

OBJECTIVES

- State the effect polishing has on the patient, environment, teeth and gingival tissues.
- Identify indications for polishing the teeth.
- Discuss contraindications for polishing the teeth.
- Distinguish between abrasion, abrasive and polishing.
- Identify the characteristics of abrasive particles.
- Determine how particle size/shape, speed, and pressure affect abrasiveness.
- Recognize different abrasive agents.
- Describe the constituents of a commercial polishing agent utilized by a dental professional.
- Demonstrate use of a slow speed hand piece and prophylaxis angle on a partner in clinic.
- Define cumulative trauma disorders and explain how the dental assistant might prevent such injuries.
- Given a description of a seated operator and/or a reclined patient, determine if the situation serves the clinician's best interest ergonomically.
- Outline the anatomy of the carpal tunnel and explain how compression of the median nerve occurs.
- List the symptoms of carpal tunnel syndrome.
- List the areas of the work site to be evaluated for potential carpal tunnel syndrome risk.
- Define disclosing.

a. Explain the different ways that disclosing dental plaque can assist the dental assistant in patient education and motivation.
b. List the properties of an acceptable disclosing agent.
c. Describe the various formulas of disclosing agents.

PRESENTER

LYNN A. SMILEY, RDH, BA, is a clinical instructor in the Department of Dental Hygiene at the University of Texas Health Science Center at San Antonio. She has 25 years of experience as a clinical dental hygienist. She is currently course director for Introduction to Clinical Theory, PreClinical Dental Hygiene, Clinic I and Clinic I Seminar. As the Junior Year Clinic Coordinator, Ms. Smiley is responsible for the clinical experience of students in their first semester of patient care.

TIME

Check-in & Breakfast: 4.393S, 8:30 AM
Program: Friday, 9:00 AM-4:00 PM

LOCATION

The University of Texas Health Science Center at San Antonio, Dental School

TUITION

Dental Assistant: $275.00

NEW COURSE

CREDIT (Course Code: 152513A)
Hours: 8

SEE PAGE 62 FOR A DETAILED REGISTRATION FORM.

FEBRUARY 9

Lecture/Hands-On Course

Endodontics is Really a "Slam Dunk"

RONALD H. LEBBY, D.D.S.

OVERVIEW

This course is designed to bring you an informative and fun filled day of endodontics. There will be no magic, no removal of separated instruments and no blasting through calcified canals–well almost none. We want your fee income to go up…not down!

Dr. Lebby will bring to you the practitioner, the principles necessary to perform predictable and effective single visit endodontic therapy.

You will learn endodontics from beginning to end by seeing step-by-step procedures, illustrations and case presentations that encompass all current endodontic concepts, both conventional and high tech. You will learn how to incorporate these techniques profitably and efficiently into your practice.

There will be a microscope demonstration, and you will participate in a hands-on session, which will afford you a seamless transition between shaping and cleansing the root canal system and predictable carrier based obturation.

OBJECTIVES

This course will enable the dentist to understand:

- An intelligent diagnosis and thereby determine which tooth requires Endodontic intervention.
- Perform a painless Endodontic procedure, and be able to profoundly anesthetize the offending tooth/teeth.
- To isolate any tooth utilizing innovative and unique rubber dam techniques i.e. the "reverse double clamp technique."
- Be able to easily gain coronal and radicular direct straight line access, and be able to quickly and accurately determine the exact working length in a matter of seconds without the use of radiographs.
- To optimally cleanse and shape the root canal system by utilizing rotary instruments, enabling you to place a thermoplastic seal quickly and efficiently.

PRESENTER

RONALD H. LEBBY, D.D.S., received his degree from Temple University School of Dentistry in 1961, where he continued on th receive his post-graduate training in Endodontics. Dr. Lebby is a practicing Endodontist in Suburban Philadelphia. He served at the base Endodontist at The Quonset Point Naval Air Station and The U.S. Naval Base in Newport, Rhode Island. Dr. Lebby has taught in the graduate and post-graduate departments of Endodontics at Temple University School of Dentistry, The University of Pennsylvania School of Dental Medicine and at The Albert Einstein Medical Center in Philadelphia, Pennsylvania. He has lectured at several universities on "The Effects of Smokeless Tobacco on the Oral Tissues." Dr. Lebby has been published and has lectured nationally and internationally on conservative single visit Endodontics for the generalist.

TIME

Check-in & Breakfast: D.S. Cafeteria, 8:00 AM
Program: Saturday, 9:00 AM-5:00 PM

LOCATION

The University of Texas Health Science Center at San Antonio, Dental School

TUITION

Dentist: $260.00

CREDIT (Course Code: 152504A)
AGD Code: 070 Hours: 7

The Dental School thanks ***Dentsply Tulsa*** for its educational grant in support of this continuing education program.

FEBRUARY 15

Lecture Course

Update on Common Medical Conditions and Lesions Encountered in the Contemporary Dental Practice

MICHAELL A. HUBER, D.D.S.

OVERVIEW

Demographic trends clearly demonstrate that as the average life-expectancy continues to grow in America, so does the burden of chronic illness. Thus, the contemporary dental practitioner is encountering an ever-increasing number of patients with a multitude of medical conditions and associated oral lesions which affect both the patient's oral health and management. In addition, many dental patients see their dentist more regularly and frequently than they do their primary medical manager. This places the dental practitioner in the unique position of often being the first to observe the signs and symptoms of a serious systemic condition. This course will provide a review of some of the common medical conditions and associated oral lesions the dental practitioner is likely to encounter in his or her practice. In addition, the historical and clinical clues of commonly encountered undiagnosed systemic conditions will be provided.

OBJECTIVES

This course is intended to improve the practitioner's ability to obtain and interpret the medical history and correlate these findings with the clinical examination to:

- Establish an appropriate diagnosis
- Plan appropriate treatment modifications to safely manage the medically compromised patient.

Specific topics discussed will include, but not be limited to:

- Allergic reactions
- Autoimmune disorders
- Candidiasis
- Cardiovascular disease
- Dermatologic disease
- Dry mouth
- Hepatitis
- HIV/AIDS
- Indications for antimicrobial prophylaxis
- Oral cancer
- Sexually transmitted diseases

PRESENTER

MICHAELL A. HUBER, D.D.S., received his dental degree from The University of Texas Health Science Center at San Antonio, Dental School in 1980. He continued with postgraduate training in Oral Medicine and Maxillofacial Radiology at the National Naval Dental Center, Bethesda, Maryland in 1986 and received a Certificate in Oral Medicine in 1988. Upon his retirement from the United States Navy in 2002, Dr. Huber joined the faculty as an Assistant Professor in the Division of Oral Medicine, Department of Dental Diagnostic Science at The University of Texas Health Science Center at San Antonio, Dental School.

TIME

Check-in & Breakfast: D.S. Cafeteria, 8:00 AM
Program: Friday, 9:00 AM–5:00 PM

LOCATION

The University of Texas Health Science Center at San Antonio, Dental School

TUITION

Dentist: $210.00
Allied Dental Personnel: $160.00

CREDIT (Course Code: 152505A)
AGD Code: 730 Hours: 7

FEBRUARY 15

Lecture/Participation Course

Full-Arch Rehabilitation With the All-on-4™ Technique

KEN PARRISH, D.M.D., M.S., Ph.D.

OVERVIEW

Many patients are living longer and do not find a complete removable denture acceptable. The demand for dental implants is rising exponentially and is now considered the standard of care. The practices that incorporate less expensive, immediate loading techniques will have the ability to offer the patient a great service. Complete rehabilitation of the upper and lower jaw can be costly and time consuming. A new technique that has been common in Europe for many years has crossed the Atlantic and is becoming very popular in the United States. This system is called the All-on-4™ because it utilizes only four implants per arch for an immediate complete full fixed-detachable screw retained prosthesis. The prosthesis is similar to the Brånemark hybrid denture that was developed years ago. The system can be used in the maxilla, allowing you to avoid sinus grafting or in the mandible, to avoid having to place implants posterior to the symphysis. The prosthesis can be completed the same day as surgery or the next day to accommodate the lab processing time.

OBJECTIVES

The participant will learn about:

- Scientific Basis for the All-on-4™
- Diagnosis and Pre-surgical Planning
- Restorative Steps
- Restorative Options
- Diagnosis and Anatomic Requirements
- Surgical Armamentarium and Implant Selection

PRESENTER

KEN PARRISH, D.M.D., M.S., PH.D., graduated from the University of Louisville School of Dentistry in 1989. He received his specialty training at the University of Iowa in periodontics and also received his Ph.D. in microbiology. Dr. Parrish is certified by the American Board of Periodontology. Dr. Parrish was an assistant professor in the Department of Periodontics at the University of Kentucky College of Dentistry before receiving an appointment as the Head of the Section of Periodontics at the Cleveland Clinic Foundation where he was the primary surgeon in the Center for Implant Excellence.

TIME

Check-in & Breakfast: D.S. Cafeteria, 8:00 AM
Program: Friday, 9:00 AM – 5:00 PM

LOCATION

The University of Texas Health Science Center at San Antonio, Dental School

TUITION

Dentist: $625.00

CREDIT (Course Code: 152506A)
AGD Code: 690 Hours: 11

The Dental School thanks ***Nobel Biocare*** for its educational grants in support of this continuing education series.

FEBRUARY 15

Texas Brief AM

The Dynamics of Anterior Teeth: Form, Function, and Esthetics

JACK I. SHIRLEY, D.D.S.

OVERVIEW

The clinician is spending more time taking care of anterior teeth. If the dentist is not bleaching them, he or she is covering them with beautiful porcelain. It is time to take a close look at what makes front teeth look beautiful and function correctly. Let's see if form does follow function. In this course, Dr. Shirley will look at the anatomy of anterior teeth, the esthetics of anterior teeth, how to prepare anterior teeth for crowns and veneers, how to temporize anterior veneers and crowns, and how anterior teeth function.

OBJECTIVES

- Review the anatomy of anterior teeth
- Understand totally how anterior teeth are supposed to function
- Take a close look at what makes front teeth esthetically pleasing
- Preparation of anterior teeth -- crowns and veneers
- Simple methods of temporization
- A quick review of impression technique

PRESENTER

JACK I. SHIRLEY, D.D.S., received his DDS degree from The University of Texas Health Science Center at San Antonio in 1979. He has maintained a private practice in San Antonio, Texas for over twenty years. Dr. Shirley has been associated with the Pankey Institute in Key Biscayne, Florida for eighteen years. He has served as Associate Faculty for thirteen years and is President of the Board of Trustees and a member of the Board of Directors. Dr. Shirley has been selected to represent the Pankey Institute through its speakers Bureau and can be heard through the national at numerous dental meetings speaking about Pankey philosophy, techniques, and the effectiveness of comprehensive care dentistry. He has a passion for dental education and a strong desire to help dentists reach their full potential.

TIME

Check-in & Breakfast: D.S. Cafeteria, 8:00 AM
Program: Friday, 9:00 AM-12:00 PM

LOCATION

The University of Texas Health Science Center at San Antonio, Dental School

TUITION

Dentist: $125.00

CREDIT (Course Code: 152508A)
AGD Code 250 Hours: 3

SPECIAL FEE OFFER

Register for the morning program and receive a 30% discount on either of the afternoon Texas Briefs. Lunch is included for the participants attending both sessions.

FEBRUARY 15

Texas Brief PM

Occlusion Made Easy

JACK I. SHIRLEY, D.D.S.

OVERVIEW

A walk down occlusion lane is not a walk that we often want to take, but Dr. Shirley advocates, "Give it another chance; it might change your whole practice and the way you practice dentistry".

This course on occlusion has received rave reviews from dentists around the country. One dentist's comment was, "This is the first time I have ever understood occlusion, and I have been a dentist for 28 years." Another dentist said, "Finally, someone is giving me something I can use in my practice." This is just the beginning. Come join us and see why you are actually going to start enjoying occlusion and are going to be excited about what it will do for your practice.

OBJECTIVES

Topics to be discussed:

- CR vs. CO.
- What is adequate anterior guidance?
- The significance of incline interferences.
- Should we be concerned with condylar guidance?
- How to recognize occlusal disease and what to do about it.
- How to equilibrate and who to equilibrate.
- Splint construction and adjustment.
- Verbal skills that will help you with patient education.
- How to make sure those big veneer cases are functioning properly.

PRESENTER

JACK I. SHIRLEY, D.D.S., received his DDS degree from The University of Texas Health Science Center at San Antonio in 1979. He has maintained a private practice in San Antonio, Texas for over twenty years. Dr. Shirley has been associated with the Pankey Institute in Key Biscayne, Florida for eighteen years. He has served as Associate Faculty for thirteen years and is President of the Board of Trustees and a member of the Board of Directors. Dr. Shirley has been selected to represent the Pankey Institute through its Speakers Bureau and can be heard throughout the nation at numerous dental meetings speaking about Pankey philosophy, techniques, and the effectiveness of comprehensive care dentistry. He has a passion for dental education and a strong desire to help dentists reach their full potential.

TIME

Check-in: D.S. Cafeteria foyer, 12:30 PM
Program: Friday, 1:00 PM – 4:00 PM

LOCATION

The University of Texas Health Science Center at San Antonio, Dental School

TUITION

Individual: $125.00
Special Discount Fee: $87.50
(Must register for morning Texas Brief to receive discount)

CREDIT (Course Code: 152508B)
AGD Code: 180 Hours: 3

FEBRUARY 22

Lecture Course

Contemporary Management of Traumatic Dental Injuries: A Look at the 2013 Guidelines

ANTHONY J. DIANGELIS, D.M.D., M.P.H.

OVERVIEW

Estimates suggest that the vast majority, (7l-92%,) of traumatic dental injuries (TDI) occur before age 19, with fully (50%) occurring before age 10. Also, studies suggest that in the adolescent and young adult population up to 39% of TDI's are sports related, while 25% of 6-50 year olds in the United States will have experienced dental trauma. Additionally, preliminary evidence demonstrates that TDI's may be increasing in persons age 65 and older as this population is retaining their natural dentition longer and the risk of falling increases in older adults. This presentation is designed to inform and assist the practitioner in effectively managing a wide range of traumatic dental injuries. Understanding the biological basis of wound healing will facilitate assessing prognosis, anticipating complications and selecting treatment options.

The lecture utilizes numerous case presentations and treatment based on the most recently published Guidelines for the Management of Traumatic Dental Injuries. The program provides a comprehensive approach to both assessment and treatment with an emphasis on enhancing prognosis while minimizing complications often encountered.

OBJECTIVES

The following represent topics that will be included:

- A comprehensive trauma assessment
- Immediate and long-term treatment goals
- Stabilization Techniques
  - -Materials
  - -Splinting times
  - -Problem solving in the mixed dentition
- Deciduous vs Permanent Tooth Management
- Immature vs Mature Permanent Tooth Management
- Pulpal Management
  - -Timing
  - -Treatment choices
- Avulsion Injuries
  - -Extraoral time
  - -Storage media
  - -Topical and systemic medications
  - -Complications and their management
  - -Future directions
- Concussion and Subluxation
- Lateral Luxation
- Intrusive Luxation
- Extrusive Luxation
- Root Fractures
- Coronal Fractures

PRESENTER

ANTHONY J. DiANGELIS, D.M.D., M.P.H., was awarded his DMD degree from Tufts University School of Dental Medicine in 1969 and in 1971, he obtained his Master's degree in Public Health at the University of Minnesota. He is Professor at the University of Minnesota School of Dentistry and Chief of Dentistry at the Hennepin County Medical Center in Minneapolis, Minnesota.

TIME

Check-in & Breakfast: D.S. Cafeteria, 8:00 AM
Program: Friday, 9:00 AM - 5:00 PM

LOCATION

The University of Texas Health Science Center
at San Antonio, Dental School

TUITION

Dentist: $210.00
KDR Award Dentist: $189.00
Allied Dental Personnel: 160.00
KDR Award Allied Dental Personnel: $144.00

CREDIT (Course Code: 152408B)
AGD Code: 430 Hours: 7

FEBRUARY 23

Lecture Course

Tissue Regeneration vs Bone Grafting

DONALD P. CALLAN, B.S., B.A., D.D.S.

OVERVIEW

Alveolar bone loss occurs when teeth are removed. It is the responsibility of the dental professional to diagnose the current and potential future problems. The dentist should also inform the patient of various treatment modalities to restore and maintain the integrity of the natural arch form for the replacement of the lost teeth. The result of the procedure should support dental implants, dentures, or a fixed bridge for long-term function and esthetics for the patient. Should the procedure be a bone graft, soft tissue graft, a tissue regeneration procedure, or tissue augmentation procedure? What is the difference? Should the graft material be osteoinductive or osteoconductive? Should the material be an autograft, a xenograft, alloplast or a J-Block? Should the material be mineralized or demineralized? Should a membrane be utilized? What determines the success of the procedure? Will the result support all prosthetic replacements? The questions and other questions regarding restoration and ridge preservation of the upper and lower arches and techniques will be answered in the presentation.

The purpose of this program id to provide evidence-based information to evaluate grafting material s for periodontal, restorative, and implant dentistry based upon clinical, esthetic, functional, and histological results in humans.

OBJECTIVES

This course will enable the dentist to understand:

- The biological mechanism of bone formation in grafting and tissue regeneration procedures.
- The difference of tissue grafting and tissue regeneration.
- Identify the need for tissue regeneration.
- Why tissue regeneration is needed.
- Selecting the proper materials based upon the objective.
- Determining the time and sequence for ridge preservation.
- To defend the procedure clinically, functionally, and histologically.

PRESENTER

DONALD P. CALLAN, D.D.S., received his dental degree in 1975 and a Certificate in Periodontics from the University of Missouri at Kansas City in 1978. Dr. Callan maintains a private practice limited to Periodontics with an emphasis on tissue regeneration and implant dentistry in Little Rock, Arkansas. His current hospital appointment includes the Arkansas Children Hospital in Little Rock, Arkansas.

Dr. Callan also serves as an Assistant Clinical Professor in the Department of Periodontics at Louisiana State University School of Dentistry and an Associate Professor in the Department of Periodontics at the University of Tennessee College of Dentistry.

TIME

Check-in & Breakfast: D.S. Cafeteria, 8:00 AM
Program: Saturday, 9:00 AM-5:00 PM

LOCATION

The University of Texas Health Science Center
at San Antonio, Dental School

TUITION

Dentist: $260.00

CREDIT (Course Code: 152507A)
AGD Code: 499/492 Hours: 7

The Dental School thanks ***PerioSeal*** for its educational grant in support of this continuing education program.

DENTAL TEAM

Give your implant team the opportunity by taking advantage of

MARCH 1, 2013

A Lecture Course

Dental Team Implant Certification Program

LYNN D. MORTILLA, R.D.H.

OVERVIEW

Is your team ready for this new journey? Can they identify "why" patients may prefer this treatment? Do theyappreciate your passion for this modality of treatment? Do they understand the differences of treatment options? Can they define these differences clearly for patients? Do they know the right questions to ask when uncovering a patient's motivation for tooth replacement? This course is designed to get everyone in your office speaking the same language to patients!

OBJECTIVES

Upon completion of this program participants will be able to:

- Develop an appreciation for the role of dental implants in the maintenance of oral health
- Identify patients who would benefit from implant therapy & learn the consequences of no treatment
- Identify potential medical & medicinal complications related to implant dentistry
- Develop a knowledge base related to treatment planning implant cases
- Understand the causative factors of implant success & failure
- Describe important techniques for effective case presentation
- Understand how to discuss treatment fees and present financial options
- Review the techniques and skills involved in implant maintenance
- Develop techniques for good intra/inter office communication and documentation
- Understand the laboratory procedures involved in implant therapy

COURSE OUTLINE

Introduction & Definitions
Assessment, Diagnosis & Treatment Planning
Patient Interaction
Implant Surgical Procedures
Implant Prosthodontic Procedures
Maintenance & Evaluation Procedures
Marketing

PRESENTER

LYNN D. TERRACCIANO-MORTILLA, R.D.H., has spent two decades working in dentistry. She is a graduate of the dental hygiene program at the State University of New York at Farmingdale. Her studies and work with implants began immediately after her licensure. She has been involved with the International Congress of Oral Implantologists for 13 years and is the Executive Director of their auxiliary section, the ADIA (Association of Dental Implant Auxiliaries). Lynn has focused her work with the ADIA on the world wide implant education delivered via Implant Certification Programs in dental hygiene, practice management, dental assisting and has also created the Implant Coordinator training Program. She can be reached at (727) 642-3280 or email: LDTRDH@aol.com.

TIME

Check-in & Breakfast: D.S. Cafeteria, 7:30 AM
Program: Friday, 8:00 AM - 4:00 PM

LOCATION

The University of Texas
Health Science Center at San Antonio, Dental School

TUITION

ADIA & PM Member: $210.00
Non-Member: $260.00

CREDIT (Course Code: 152517A) Hours: 7

SPECIAL INFORMATION

Upon completion of this program, the participant will be eligible for membership status of the Association of Dental Implant Auxiliaries (ADIA). Register for the Dental Team Implant Certification Program and Essential Skills for the Dental Implant Team, and receive a discount on the March 2, 2013 course.

WEEKEND

to support your investment in education this incredible opportunity!

MARCH 2, 2013

A Lecture Course

Essential Skills for the Dental Implant Team

JOY MILLIS, CSP

OVERVIEW

Management and communication skills go hand-in-hand with the clinical skills necessary to provide implant dentistry. Marketing the service, answering questions, maintaining patient records, coordinating treatment, quoting fees, making financial arrangements and risk management will be discussed. Handout materials provided will assist in the rapid implementation of skills learned and systems discussed during this program.

OBJECTIVES

At the conclusion of this program, participants should be able to:

- Increase the likelihood that patients will act on treatment recommendations.
- Improve the quality of the practice/patient relationship.
- Reduce the risk to the patients and the practice by developing a system of continual care and communication.
- Quote and collect appropriate fees for quality care.
- Take insurance out of the doctor/patient relationship

PRESENTER

JOY MILLIS, CSP, is a successful entrepreneur. Her business development firm Joy of Communication, equips and motivates professionals to implement quality-based marketing and communication skills. She has earned the prestigious Certified Speaking professional (CSP) designation from the National Speakers Association. Ms. Millis also serves on the visiting faculty of The Medical College of Georgia, Howard University, The University of Miami and The University of Texas Health Science Center where she teaches management excellence for implant dentistry.

TIME

Check-in & Breakfast: D.S. Cafeteria, 8:00 AM
Program: Saturday, 9:00 AM - 5:00 PM

LOCATION

The University of Texas Health Science Center
at San Antonio, Dental School

TUITION

Dentist: $210.00
Allied Dental Personnel: $160.00
Special Discount Fee: $144.00
Additional Office Member Fee:
$144.00 - $25.00=$119.00
(Must register for the Implant Certification course on March 1 to receive discount.)

CREDIT (Course Code: 152519A)
AGD Code: 550 Hours: 7

In order to receive this special offer, all office members must register for both courses. The first office member will pay $144.00 and for each additional staff member they will pay $119.00.

1st staff member pays $144.00
Additional staff members
pay $144.00 - $25.00 = $119.00

MARCH 1

Lecture/Participation Course

A Team Approach to Prevention and Management of Medical Emergencies in the Dental Office

ERNEST E. VALDEZ, D.D.S.

OVERVIEW

According to a published study, a dentist and staff, on average, will manage a medical emergency once every 1.4 years*. The same study reports that cardiac arrest in a dental office may occur once every 130 years*. It appears that medical emergencies occur infrequently in the dental office. It is for this very reason that it is easy for dentists and staff to forget simple medical emergency prevention and management techniques and systems. In a productive dental practice, medical emergency equipment may become dusty, emergency medications may expire, portable oxygen tanks become empty, emergency management systems are forgotten. Do you have enough equipment or too much equipment to manage medical emergencies in your dental office? What is the anticipated arrival time of EMS to your office? Do you AND your staff know how to manage the most common medical emergencies that can occur in your dental office?

OBJECTIVES

Upon completion of this course, participants will be able to:

- Evaluate their medical emergency equipment, as well as, the office for efficiency of management of medical emergencies by bringing a schematic of the floor plan of their dental office, a list and photos of their medical equipment of their office.
- Determine the response time of the emergency medical services to a medical emergency in their dental office.
- Design a "Medical Emergency Management Plan" for the dental office.
- Learn to recognize and manage the ten most common medical emergencies, as well as, acute myocardial infarction and cardiac arrest in the dental office.
- Learn medical emergency preventive measures.

PRESENTER

ERNEST E. VALDEZ, D.D.S., earned his DDS from The University of Texas Health Science Center at San Antonio in 1993. He is an Assistant Professor in the Department of Oral and Maxillofacial Surgery at The University of Texas Health Science Center at San Antonio, Dental School.

TIME

Check-in & Breakfast: D.S. Cafeteria, 8:00 AM
Program: Saturday, 9:00 AM–5:00 PM

LOCATION

The University of Texas Health Science Center
at San Antonio, Dental School

TUITION

Dentist: $210.00
Allied Dental Personnel: $170.00

CREDIT (Course Code: 152516A)
AGD Code: 142 Hours: 7

IMPORTANT COURSE INFORMATION

Participants should bring the following: **(1)** simple schematics of your office floor plan (hand drawn or digitized is acceptable); **(2)** the response time of the medical emergency services in your area; **(3)** photos and a list of your medical emergency equipment, in their **CURRENT, AS-IS LOCATION AND STATUS**. The course requirements are to aid in the evaluation of the medical emergency equipment and office efficiency in the management of a medical emergency.

*From Fast, TB et al. JADA 112:499, 1984; Malamed, SF, JADA 124 4, 1993

MARCH 7

Luncheons for Learning

Anomalies of the Pediatric Oral Cavity

JEFFREY C. MABRY, D.D.S., M.S.

FORMAT

One day a month a speaker discusses a dental topic during lunch. The sessions are informal and the group has an opportunity to interact with the speaker during the short discussion period at the end of the lecture. It requires only about one and one-half hour of your time to learn the latest developments in many areas of dentistry. It also offers the opportunity to become better acquainted with your colleagues and their staff since all dental allied personnel and technicians are also invited to attend.

OBJECTIVES

- Recognize the most common newborn dental anomalies and advise the parents accordingly
- Discuss the systemic conditions that are associated with the delayed eruption of teeth.
- Discuss the systemic conditions that are associated the premature loss of primary teeth.
- Diagnose and treat the most common intraoral soft tissue lesions seen in young children.
- Recognize the most common causes of cervical lymphadenopathies in children.
- Discuss the causes of intrinsic and extrinsic tooth stains.

PRESENTER

JEFFREY C. MABRY, D.D.S., M.S., obtain his dental degree from the University of Oklahoma College of Dentistry in 1980. Dr. (Col Mabry) retired from the USAF in October, 2006. During his last USAF tour, he served as the Chairman, Pediatric Dentistry, 59th Dental Squadron, 59th Aeromedical Dental Group, Lackland AFB, TX. He was also serving as the Chief Military Consultant to the USAF Surgeon General for Pediatric Dentistry.

Col Mabry transferred to the USAF from the US Public Health Service (USPHS) in September, 1989. He served three tours with the Indian Health Service Branch of the USPHS: Mescalero Indian Hospital, NM; Anadarko Indian Health Clinic, OK; and Claremore Indian Hospital, OK.

Dr. Mabry currently serves as an Associate Professor at the UTHSCSA Department of Developmental Dentistry. He is the Director of the Dental Center For Children at Christus Santa Rosa Children's Hospital. He currently serves as President of the College of Diplomates for the American Board of Pediatric Dentistry (2009-2010). He also serves as a Board Examiner (Oral section; 2006-present) and is on the Oral Board Committee for the American Board of Pediatric Dentistry (2009-present).

TIME

Check-in & Lunch: D.S. Cafeteria,
Private Dining Room, 11:30 AM
Program: Thursday, 12:00 PM-1:00 PM

LOCATION

Dental School, Private Dining Room in the Cafeteria The University of Texas Health Science Center at San Antonio (back of Dental School and adjacent to Visitor Parking Lot.)

TUITION

Includes Luncheon and Lecture
Individual: $49.50

CREDIT (Course Code: 152520A)
AGD Code: 430 Hours: 1

MARCH 8

Lecture/Participation Course

A Predictable and Less Stressful Method for Utilizing C.T. Scan Software

JOSEPH L. CARRICK, D.D.S.

OVERVIEW

Predictability in implant placement has been the main reason many dentist have not incorporated implant placement in their practices. C.T. scan data incorporated with software that allows the clinician to place implants, determine the appropriate size and position has been around for several years. This technology now allows the dentist to visualize three dimensionally and take this information transfer it to a surgical guide that makes the placement of implants predictable and much less invasive. This technology allows the clinician to know prior to the surgical procedure the bone quality and quantity. This information can help determine prior to surgery which cases might require grafting before implant placement, which ones can be done at implant placement, or which cases may not be candidates for implants. Since the soft tissue follows the boney contour, knowing the quantity, quality, and location of the bone allows us to predictably use implant in esthetic areas that were previously avoided.

This course will test the predictability of the scans and the subsequent surgical guides by dissecting the post placement implant sites and comparing the actual placement to that of the virtual placement. This technology allows clinician to provide a new and predictable service much as the apex locator did for their endodontic patients.

OBJECTIVES

At the conclusion of the course, participants will be able to understand:

- How to virtually place implants utilizing software that converts information generated from a C.T. scan
- How the virtually placed implants generate a surgical guide that enables them to place the implants in the clinical setting
- Place the implants utilizing the surgical guide, then dissect the area around the implant and compare the accuracy to those placed on the computer

PRESENTER

JOSEPH L. CARRICK, D.D.S., attained his DDS degree from The University of Texas Health Science Center at San Antonio in 1977. He maintains a private practice with an emphasis on the cosmetic dentistry in the Woodlands, Texas. Dr. Carrick has served in various capacities for the American Academy of Cosmetic (AACD), as President from 1998 to 1999 and currently on its Board of Governors. He is also an Examiner for Accreditation for the AACD, and has served as Editor of the Journal of Cosmetic Dentistry. His honors include, Fellow of the American Academy of Cosmetic Dentistry and Diplomate status of the International Congress of Oral Implantologists.

He has presented numerous seminars and lectures nationally and internationally on prosthetic and implant interrelationships as well as facial esthetics. Dr. Carrick has authored a number of articles on implants and cosmetic dentistry. He also produced the prototype of what is now the ERA Implant for Sterngold.

TIME

Check-in & Breakfast: D.S. Cafeteria, 8:00 AM
Program: Friday, 9:00 AM-5:00 PM

LOCATION

The University of Texas Health Science Center at San Antonio, Dental School

TUITION

Dentist: $270.00

CREDIT (Course Code: 152521A)
AGD Code: 690/696 Hours: 7

MARCH 8

Lecture/Hands-On Course

Clinical Treatment Planning and Problem Solving – When It Doesn't Go By the Book

ROBERT A. LOWE, D.D.S.

OVERVIEW

In today's world, the clinical practice of restorative dentistry is a very exciting and challenging endeavor for the "wet gloved practitioner." Consistent, predictable clinical techniques to create quality dental restorations in a time efficient manner form the basis of every procedure that we perform for our patients. Effective use of new technologies in dentistry will help create a more pleasant patient experience, allow you to add more clinical procedures for your current patient base, and differentiate your practice in the marketplace. Chair time, as always, is our most precious commodity, so profitability starts by working efficient, working smart, and expanding your current services that you provide.

In this technique filled seminar, Dr. Lowe will teach you the skills you need to refine your clinical skills to a level that will help you create consistent quality. New technologies, such as dental lasers, computerized shade matching, and digital impression making will be discussed along with how implementation of these technologies can help the "bottom line" of your practice. A discussion regarding the latest dental materials and delivery modalities will help in treatment planning even the most difficult functional and aesthetically challenging cases. A new portion of Dr. Lowe's lecture based on his clinical articles will discuss Clinical Solutions to different challenges that we as dentists face at the chair everyday.

Don't miss this technique oriented seminar that is geared toward delivering useful clinical information that can be implemented in practice immediately having a positive impact on the "bottom line" of your practice!

OBJECTIVES

Benefits From Attending/ What You Will Learn:

- Which dental materials for which clinical situation
- Treatment options for complex restorative and aesthetic cases
- Laboratory Communication
- Digital Impressions
- Creative clinical solutions for restorative problems
- Minor tooth movement
- No Prep Veneers
- Instant Orthodontics
- Dental implants in the aesthetic zone and use of custom, patient specific abutments to help create tissue contours
- Implant overdentures and precision attachments
- Multidisciplinary treatment and case presentation

PRESENTER

ROBERT A. LOWE, D.D.S., F.A.G.D., F.I.C.D., F.A.D.I., F.A.C.D., F.I.A.D.F.E., received his Doctor of Dental Surgery degree, magna cum laude, from Loyola University School of Dentistry in 1982. Following graduation, he completed a one year Dental Residency, receiving additional expertise in several disciplines including Restorative and Rehabilitative Dentistry, Aesthetic Dentistry, Periodontics, Prosthodontics, and Sedation Dentistry, completing a rotation in Surgical Anesthesia.

TIME

Check-in & Breakfast: D.S. Cafeteria, 8:00 AM
Program: Friday, 9:00 AM - 5:00 PM

LOCATION

The University of Texas Health Science Center at San Antonio, Dental School

TUITION

Individual: $270.00

CREDIT (Course Code: 152522A)
AGD Code: 250 Hours: 7

THIS COURSE HAS BEEN POSTPONED TO APRIL 5, 2013

MARCH 15

Texas Brief AM
Lecture Course

"Lawsuits, Dental Board Investigations, and Other Bad Things That Can Happen to a Dental Practice!"

How to Avoid These Setbacks in Your Dental Office.

EDWARD P. "JOE" WALLER, D.D.S, J.D.

OVERVIEW

Effective September 1, 2008 Rule 104.1, licensees may choose to have up to four (4) hours of risk management-related coursework (includes risk management, record keeping, and/or ethics courses and the allowance for self-study hours has been increased to (6) hours. This course is designed to assist the dental practitioner in minimizing their chances of a lawsuit or Dental Board investigation through the use of effective risk management techniques.

OBJECTIVES

- Learn the top three reasons dental offices are at risk for lawsuits.
- Understand how the utilization of risk management techniques can dramatically decrease the risk of a lawsuit.
- Be able to identify issues in your own practice which will reduce the risk of a Dental Board investigation.
- Identify the essential elements which must be in every dental record to allow you to comply with Dental Board Rules.
- Learn the steps which must be taken to increase your chances of a favorable outcome in a Dental Board investigation.
- Understand the documentation issues which can reduce your exposure from investigations by other State and Federal agencies.

PRESENTER

EDWARD P. "JOE" WALLER, JR., D.D.S., J.D., received his dental degree from St. Louis University School of Dentistry in 1969 and his law degree from St. Mary's University School of Law in 1990. He is an attorney with the law firm of Brin & Brin in San Antonio, Texas. His practice is focused on the defense of hospitals, physicians, and dentists in medical and dental malpractice lawsuits. Dr. Waller also frequently represents dentists in investigations and hearings before the State Board of Dental Examiners.

TIME

Check-in & Breakfast: D.S. Cafeteria, 8:00 AM
Program: Friday, 9:00 AM-12:00 PM

LOCATION

The University of Texas Health Science Center at San Antonio, Dental School

TUITION

Dentist: $125.00

CREDIT (Course Code: 152523A)
AGD Code: 550 Hours: 3

SPECIAL FEE OFFER

Register for the morning program and receive a 30% discount on the afternoon Texas Brief. Lunch is included for the participants attending both sessions.

MARCH 15

Texas Brief PM
Lecture Course

Annual OSHA Training Course: The In's and Out's of Germ Warfare

GEZA T. TEREZHALMY, D.D.S., M.A.

OVERVIEW
Infections present a significant hazard in the dental environment. Although protection of the patient is an obvious priority, oral healthcare personnel are also vulnerable to exposure. The intent of this course is to set forth an Infection Control/Exposure Control Protocol to minimize the transmission of infections in the clinical process (for the protection of patients and oral health care personnel alike) via direct contact with blood, saliva, and other secretions; via indirect contact with contaminated instruments, operatory equipment, and environmental surfaces; and via airborne contaminant's, such as droplet spatter and aerosols of infectious body fluids.

OBJECTIVES
Participants in this course will be introduced to evidence-based information that will facilitate compliance with 29 CFR Part 1910.1030, Occupational Exposure to Bloodborne Pathogens, Final Rule (Federal Register 56(235): 64004-182, 1991 and the implementation of recommendations made by other federal, state, and local agencies and professional organizations.

In addition to fulfilling your annual OSHA requirements upon completion of this course, oral healthcare personnel should be able to:

- Understand the rational for the need for an Infection Control/Exposure Control Protocol.
- Develop and implement an practical Infection Control/Exposure Control Protocol appropriate for a particular oral healthcare setting, which include the following essential elements:
- Education and training; Standard precautions Vaccinations
- Personal protective equipment; Work practice and engineering controls
- Environmental infection control; Post exposure evaluation and follow-up
- Medical records; Medical conditions and work restrictions

PRESENTER
GEZA T. TEREZHALMY, D.D.S., M.A., received his D.D.S. degree from Case Western Reserve University in 1971, continuing with his postgraduate training from 1975 to 1977 and obtaining a Certificate in Oral Medicine from the National Naval Dental Center.

TIME
Check-in: D.S. Cafeteria,: 12:30 PM
Program: Friday, 1:00 PM-4:00 PM

LOCATION
The University of Texas Health Science Center at San Antonio, Dental School

TUITION
Individual: $125.00
Special Discount Fee: $87.50
(Must register for the morning Texas Brief to receive discount)

CREDIT (Course Code: 152524A)
AGD Code: 148 Hours: 3

MARCH 16

Lecture Course

Alternative Medications and Their Impact on Patient Care

ELEONORE D. PAUNOVICH, D.D.S., M.S.

OVERVIEW
With the ever-increasing market of herbal and alternative medications, today's dental practitioner must be ready not only to recognize what these medications are, but what their impact is on medications that we may choose to prescribe for our patients. In addition, an understanding of the potential interactions and side effects of these alternative medications may be helpful in light of the steadily increasing use of these products. Particular emphasis will be on the use, side effects, and interactions these products have not only on the more frequently prescribed dental medications, but also on some of the more frequently prescribed medications our patients may be on.

OBJECTIVES
Upon completion of this course, you will learn:

- An overview of some of today's more common herbal and alternative supplements.
- Begin to review what the literature knows as the impact these products may have on the management of our dental patients.

PRESENTER
ELEONORE D. PAUNOVICH, D.D.S., M.S.C., received her DDS from Indiana University School of Dentistry. Dr. Paunovich holds the position of Associate Clinical Professor in the Department of Dental Diagnostic Science at The University of Texas Health Science Center at San Antonio where she serves as coordinator of the clinical geriatric programs for the Oral Medicine and Senior Care Clinic.

TIME
Check-in & Breakfast: D.S. Cafeteria, 8:00 AM
Program: Saturday, 9:00 AM - 5:00 PM

LOCATION
The University of Texas Health Science Center at San Antonio, Dental School

TUITION
Dentist: $210.00
Dentist: $210.00 - 20% = $168.00
Dentist: $210.00 - 15% = $179.00
Allied Dental Personnel: $170.00
Allied Dental Personnel: $170.00 - 20% = $136.00
Allied Dental Personnel: $170.00 - 15% = $145.00

CREDIT (Course Code: 152525A)
AGD Code: 730 Hours: 7

TWO STEP SAVINGS
Register before January 16, 2013 to receive a 20% discount.
Register before February 15, 2013 to receive a 15% discount.

MARCH 16

Participation Course

Differential TMD Diagnoses and Treatments for General Practitioners

EDWARD F. WRIGHT, D.D.S, M.S.

OVERVIEW
This participation course consists of a morning presentation and an afternoon of clinical activities. The morning presentation will first discuss initial patient evaluation and a recommended treatment protocol for integrating and utilizing multidisciplinary TMD therapies. This sequence will then be applied to 18 documented cases in which the patient's symptoms and clinical evaluation results are presented, and potential diagnoses and treatments will be discussed. Several of these cases are of patients who present with symptoms similar to TMD, but other diagnoses are determined, i.e., acute pulpalgia, sinusitis, etc. Participants will be taught to identify these disorders from TMD through history and clinical evaluation.

The afternoon clinical activities will involve working with a fellow participant, in which the masticatory and cervical musculature will be palpated, various jaw positions will be reviewed, and various splints brought to the course will be adjusted. The course parallels Dr. Wright's recently published TMD textbook which will be available for purchase at the course for a reduced price.

OBJECTIVES
The course is designed to help dentists more cost effectively obtain maximal therapeutic benefit with their TMD patients. Participants will:

- Understand which allied health professionals are able to help their TMD patients and when they would be most beneficial.
- Learn to identify patients who generally will not respond well to traditional TMD therapy and how that can be changed.
- Gain new insight of the prevalence of referred pain and the pain interconnection between the teeth, masticatory system, and cervical area.
- Palpate the masticatory and cervical musculature of a fellow participant.
- Practice mandibular manipulation techniques.
- Adjust a splint that a fellow participant brings to the course.

PRESENTER
EDWARD F. WRIGHT, D.D.S., M.S., is an assistant professor at the University of Texas Health Science Center–San Antonio. He completed a 1-year general dentistry residency, a 2-year TMJ and Craniofacial Pain Fellowship, and a 2-year TMD research fellowship. He is the Course Director for the Dental School's TMD Course, Occlusion and TMD Course, Dental Anatomy and Occlusion Course, and Module Director for their stabilization appliance rotation. Dr. Wright is the primary author of 24 journal articles, author of the textbook "*Manual of Temporomandibular Disorders*," and Diplomate of the American Board of Orofacial Pain.

TIME
Check-in & Breakfast: D.S. Cafeteria, 8:00 AM
Program: Saturday, 9:00 AM-5:00 PM

LOCATION
The University of Texas Health Science Center at San Antonio, Dental School

TUITION
Individual: $240.00

CREDIT (Course Code: 152526A)
AGD Code: 180 Hours: 7

IMPORTANT COURSE INFORMATION:
Participants must bring to the course a splint they currently provide for their patients or one they would like to learn to provide that is fabricated to either their maxillary or mandibular arch. The splint may be fabricated from acrylic, soft thermoplastic mouthguard material, or any intermediate material (Flexite, Bruxeze, hard/soft laminated material, etc.). NTI appliances are not recommended and should not be brought.

Participants must also bring a **long shank acrylic bur** and a **long shank #6 or #8 round bur**. If he or she brings a splint made from soft thermoplastic mouthguard material, the participant must also bring the **cast it was molded over and an alcohol torch**.

MARCH 22

Texas Brief AM
Lecture Course

A Spanish Class for the Dental Office Vamos al Dentista (Let's Go to the Dentist) Part I: Introduction to Spanish

MYLENE MACKEY, M.S., B.S.

OVERVIEW
Although there are many excellent Spanish books and courses available, this course is designed specifically for members of the dental team. A brief, but intensive introduction for beginners on the everyday application of basic Spanish grammar, pronunciation, and vocabulary will be presented. In addition, Mrs. Mackey will review simple phrases, which can be commonly used by the dental team. The material will be based upon the text, Vamos al Dentista, designed to be used in a dental office.

OBJECTIVES
- A beginner's course of the Spanish language for members of the dental team. This course is a prerequisite for Part II.

PRESENTER
MYLENE MACKEY, M.S., B.S., received her Masters degree in mental health counseling from St. Mary's University, previously earning her Bachelors in theater and psychology form Texas A&M. She currently works as a Licensed Practicing Counselor.

She has taught Spanish for many years including offering private lessons to businesses and individuals. Mrs. Mackey enjoys translating documents, traveling to Mexico, yoga, reading and drawing.

TIME
Check-in & Breakfast: D.S. Cafeteria, 7:30 AM
Program: Friday, 8:00 AM–12:00 PM

LOCATION
The University of Texas Health Science Center at San Antonio, Dental School

TUITION
Includes text, *Vamos al Dentista*
Individual: $125.00

CREDIT (Course Code: 152527A)
AGD Code: 770 Hours: 4

SPECIAL FEE OFFER
Register for the morning program and receive a 30% discount on the afternoon Texas Brief. Lunch is included for the participants attending both sessions.

MARCH 22

Texas Brief PM
Lecture Course

A Spanish Class for the Dental Office Vamos al Dentista (Let's Go to the Dentist) Part II: Dental Terminology

MYLENE MACKEY, M.S., B.S.

OVERVIEW
This course is designed for members of the dental team with some knowledge of the Spanish language and wish to meet the even greater need for its usage. Part II concentrates on dental terminology. Mrs. Mackey will review common vocabulary and standard phrases related to a dental practice. The material will be based upon the text, Vamos al Dentista, designed to be used in a dental office.

OBJECTIVES
- This course will be a comprehensive review of the Spanish language most commonly used in the dental office. The participants should already be somewhat familiar with the language.

PRESENTER
MYLENE MACKEY, M.S., B.S., received her Masters degree in mental health counseling from St. Mary's University, previously earning her Bachelors in theater and psychology form Texas A&M. She currently works as a Licensed Practicing Counselor.

She has taught Spanish for many years including offering private lessons to businesses and individuals. Mrs. Mackey enjoys translating documents, traveling to Mexico, yoga, reading and drawing.

TIME
Check-in: D.S. Cafeteria, 12:30 PM
Program: Friday, 1:00 PM-4:00 PM

LOCATION
The University of Texas Health Science Center at San Antonio, Dental School

TUITION
Includes text, *Vamos al Dentista*
Individual: $125.00
Special discount fee: $87.50
(Must register for the morning Texas Brief to receive discount)

CREDIT (Course Code: 152528A)
AGD Code: 770 Hours: 3

MARCH 22-23

TSBDE-Approved Course for Certification

Spring Minimal Enteral (Oral) Sedation and Emergency Procedures

DAVID M. GROGAN, D.D.S., M.S.D.
ERNEST B. LUCE, D.D.S.

OVERVIEW
Successful completion of this course will provide the necessary training for a dentist to apply to the Texas State Board of Dental Examiners for a permit to administer minimal enteral (oral) sedation (level 1 permit). The course is a 16 hour curriculum of lecture with simulated patient scenarios and multiple case discussions.

OBJECTIVES
- Understand current TSBDE rules and regulations regarding minimal sedation.
- To outline the pharmacology of commonly utilized oral sedatives and appropriate techniques.
- Weigh advantages and disadvantages of various oral medications.
- Discuss medical considerations for sedation.
- Address pediatric considerations.
- Provide a comprehensive review of patient evaluation including medical history and vital signs.

PRESENTERS
DAVID M. GROGAN, D.D.S., M.S.D., graduated from the Baylor College of Dentistry in 1981. He continued his post graduate training and received his Certificate and MSD degree in Oral and and Maxillofacial Surgery from Baylor College of Dentistry in 1986. He is currently an Assistant Professor in the Department of Oral and Maxillofacial Surgery and Pharmacology at the Baylor College of Dentistry, Texas A&M University System Health Science Center in Dallas, Texas. Prior to joining the faculty at Baylor, he maintained a private practice limited to Oral and Maxillofacial Surgery in Waco, Texas from 1986 to 1999.

ERNEST B. LUCE, D.D.S., received his DDS degree from the University of Texas Health Science Center at Houston in 1985. In June of 1986, he completed a one year General Practice Residency at The University of Texas Health Science Center at San Antonio. Upon completion of the residency, Dr. Luce joined the Department of General Dentistry at The University of Texas Health Science Center at San Antonio. Currently he is a Clinical Associate Professor at the Health Science Center, and he also maintains a part time private practice in general dentistry in San Antonio.

TIME
Check-in & Breakfast: D.S. Cafeteria, 7:30 AM
Program: Friday, 8:30 AM – 5:30 PM
Saturday, 8:00 AM – 5:00 PM

LOCATION
The University of Texas Health Science Center at San Antonio, Dental School

TUITION
Dentist: $470.00
Dentist: $470.00 - 20% = $376.00
Dentist: $470.00 - 15% = $400.00

CREDIT (Course Code: 152529A)
AGD Code: 132 Hours: 16

The Dental School thanks *Access Medical USA* for their educational grants in support of this continuing education series.

TWO STEP SAVINGS
Register before January 23, 2013 to receive a 20% discount.
Register before February 21, 2013 to receive a 15% discount.

On sale now! Get them while they last.

Vamos al Dentista

(Let's Go to the Dentist)

English to Spanish Translations of commonly used terms and phrases in the dental office

Birgit Junfin Glass, DDS, MS, Ivan Rodriguez, DMD
Norma Partida, DDS, & Daniel G Arredondo, DDS

For those on the dental team who wish to communicate with their Spanish speaking patients, this pocket size, spiral bound book can now be purchased. All authors are from The University of Texas Health Science Center at San Antonio.

The books are $17.00 each (shipping is included up to 10 books).
Any order after 10 books will receive a 25% discount plus shipping cost.
Please contact Continuing Dental Education for questions on discount.

For questions or to order by phone, please call the Office of Continuing Dental Education at The University of Texas Health Science Center at San Antonio, (210) 567-3177.

MARCH 23

Lecture Course

Dental Sleep Medicine: Snoring and Obstructive Sleep Apnea

What Every Dentist Should Know About this Life Threatening Medical Disorder

RICHARD B. DRAKE, D.D.S.

OVERVIEW

Are you sick and tired of being sick and tired? Fatigue is the number one complaint heard by health professionals across the globe. Fifty to seventy million Americans suffer from of sleep related problem. Sleep related breathing disorders, such as snoring and obstructive sleep apnea, are at the top of this list. Less than 10% of these patients have been diagnosed. As dentists, we are in a prime position to be the first to recognize this disorder and to help steer patients in the right direction to get diagnosed. We also have the ability to treat many of these patients ourselves, thus improving their quality of life as well as possibly saving their life!

OBJECTIVES

Background:

- Understand normal breathing and airway anatomy and the problems and variants that lead to snoring and obstructive sleep apnea.
- Learn the health risks associated with sleep disordered breathing.
- Learn the basics of sleep

Signs and Symptoms:

- Learn the effects of sub-optimal sleep on health and quality of life.
- Recognize those symptoms and behaviors that may indicate sleep disordered breathing.

Diagnosing:

- Understand current and proposed diagnostic methods and the role of dentists in the team approach.

Treatment:

- Review the current treatment modalities for snoring and for mild, moderate and severe OSA.
- Explore the role that dentists can play in the management of sleep disordered breathing.

Follow Up:

- Understand the side effects of oral appliance therapy and how to manage them.

PRESENTER

RICHARD B. DRAKE, D.D.S., received his D.D.S. degree from The University of Texas Health Science Center at San Antonio, Dental School in 1989. He maintained a private practice in general dentistry from 1990 to 2001 and currently serves as Clinical Assistant Professor of the Department of Dental Diagnostic Science at The University of Texas Health Science Center at San Antonio. He is the founder of Dental Sleep Medicine Associates of San Antonio, a private practice devoted solely to the treatment of snoring and sleep apnea. Dr. Drake is also a member of the University's Center for Dental Sleep Medicine. Dr. Drake is a Diplomate of the American Board of Dental Sleep Medicine. He serves on the Board of Directors with the American Academy of Dental Sleep Medicine, as well as chairing the Reimbursement Committee.

TIME

Check-in & Breakfast: D.S. Cafeteria, 8:00 AM
Program: Saturday, 9:00 AM– 5:00 PM

LOCATION

The University of Texas Health Science Center at San Antonio, Dental School

TUITION

Dentist: $210.00
Allied Dental Personnel: $170.00

CREDIT (Course Code: 152530A)
AGD Code: 730 Hours: 7

APRIL 4-6

Academic Outreach in Parsippany, NJ
Lecture/Hands-On Course

Fully Simulated Comprehensive Implant Placement Course

SIDNEY L. BOURGEOIS, JR., D.D.S., BRIAN L. MEALEY, D.D.S., M.S., MICHAEL P. MILLS, D.M.D., M.S., & IVY S. SCHWARTZ, D.D.S.

OVERVIEW

This course is designed for dentists who have a significant surgical background and a basic knowledge of implant dentistry. It is a comprehensive, hands-on experience in implant dentistry. The program will combine multiple surgical and prosthodontic procedures to help enhance the participant's knowledge in both the restorative and surgical aspects of implant dentistry. It will be geared toward dentists who already have a solid didactic and pre-clinical background in implant dentistry.

This impressive facility is focused on training with its sophisticated labs, audiovisual equipment and lecture facilities with the most advanced and realistic patient treatment mannequins in the world.

OBJECTIVES

At the conclusion of the course, participants will be able to understand and develop:

- Basic restorative and surgical treatment planning skills, rationale, and scientific basis for using implant therapy to restore oral function, health and esthetics.
- Surgical skills in soft tissue management and implant placement for single-unit, multiple-unit and full arch cases.
- Treatment planning, scientific rationale and surgical treatment skills in minor bone grafting techniques such as ridge augmentation and ridge preservation techniques
- Techniques in extraction and immediate implant placement
- Gain experience with the latest implant surgery and prosthetic implant instrumentation.
- Impression techniques
- Restorative techniques using advanced mannequin models for single unit, multiple unit,
  and fully edentulous scenarios with various overdenture attachments.
- Using various treatment options for managing complex prosthodontic needs

PRESENTERS

SIDNEY L. BOURGEOIS, JR., D.D.S., obtained his dental degree from Louisiana State University School of Dentistry in May 1991. In August 2006, Dr. Bourgeois resigned his Commission in the United States Navy and joined the faculty at The University of Texas Health Sciences Center in San Antonio, Texas as a Clinical Assistant Professor.

BRIAN L. MEALEY, D.D.S., M.S., received his dental degree from The University of Texas Health Science Center at San Antonio, Dental School in 1983. He attained his specialty certificate in Periodontics from Wilford Hall Air Force Medical Center, Lackland Air Force Base in 1990 and a Master of Science in Periodontics from The Graduate School of Biomedical Sciences at The University of Texas Health Science Center at San Antonio.

MICHAEL P. MILLS, D.M.D., M.S., received his dental degree from the University of Alabama School of Dentistry in 1970 followed by a one year General Practice Residency at Eglin USAF Regional Hospital in Florida. Dr. Mills is a Clinical Associate Professor with teaching responsibilities in the Postdoctoral Division of the Department of Periodontics.

IVY S. SCHWARTZ, D.D.S., M.S.Ed., earned her DDS degree from The University of Texas Health Science Center at San Antonio in 1982. She received a certificate in Prosthodontics in 1984 and is a Diplomate of the American Board of Prosthodontics. Dr. Schwartz is familiar with a wide variety of implant restorations as well as surgical aspects of implant dentistry.

TIME

Check-in: Wednesday, 8:30 PM – 9:30 PMy
Program: Thursday, 8:00 AM – 5:00 PM
Friday, 8:00 AM – 5:00 PM
Saturday, 8:00 AM – 5:00 PM
All sessions have working lunches

LOCATION

The Zimmer Institute
Parsippany, New Jersey

TUITION

Dentist: $2000
Dentist: $2000 - 20% = $1600
Dentist: $2000 - 15% = $1700

CREDIT (Course Code: 152542A)
AGD Code 690/695/704/691 Hours 24

The Dental School thanks ***Zimmer Dental*** for its educational grant in support of this continuing education program.

TWO STEP SAVINGS

Register before February 4, 2013 to receive a 20% discount.
Register before March 6, 2013 to receive a 15% discount.

For your dental assistant, the TSBDE Required Dental Assistant Registration Course and Examination is available online.

It's fast, convenient, and affordable!

Just go to:

http://smile.uthscsa.edu; click on interactive web courses, view our courses, select Dental Assistant registration course to preview and register!

take it on-line for $60.00!

The University of Texas
Health Science Center at San Antonio
Continuing Dental Education • Phone: 210.567.3177

(*e*POD)

electronic/educational Presentations-On-Demand

***e*POD** (**e**ducational/**e**lectronic **P**resentations-**O**n-**D**emand) are high definition, entertaining, state of the art advanced animation technology video presentations which allow users to select and watch/listen to internet/streaming continuing education video content available 24 hours-a-day, 7 days-a-week.

CDE*Mobile*

CDEmobile provides video content on different dental topics for FREE! The course content are designed to work on iPhone, iPod Touch, iPad and Android-based mobile phones and devices:
http://cdemobile.uthscsa.edu

CDEonDemand

CDE on Demand are 1-hour video presentations which allow users to select and watch/listen to internet/streaming continuing education video content for FREE using your computer (desktop or laptop) available 24 hours-a-day, 7 days-a-week: **http://cdeondemand.uthscsa.edu**

Video Streaming

Video Streaming (also referred to as the Dental Library) is in partnership with The Massad Center for Higher Learning and there will be up to 200 new peer reviewed courses a year. Currently, they are in the planning and development stage:

If you have any problems connecting or viewing any of these sites please call our office at 210.567.3177

CDEmobile ...also available on your computer

... is a web application for the iPhone, iPod touch, iPad and Android phones and smart devices.

How can I add CDEmobile app to my smartphone/device? (for iPhone, iPad, iPod touch only)
Go to: **http://cdemobile.uthscsa.edu** and follow the steps below.

STEP 1
Using your phone's/ device's web browser, go to http://cdemobile.uthscsa.edu

STEP 2
Next, you will see this screen and click on the center button to proceed

STEP 3
Click on "Add to Home Screen"

STEP 4
Click on "Add" at the top right corner. Your app will now be displayed on your phone.

CONGRATULATIONS! LET'S GET STARTED...

STEP 1
Click on the CDEmoble app that is on your smartphone.

STEP 2. Wait for the following screen to appear. Make your course selection from the three(3) categories.

Course title category.

Presenter category.

Specialty category.

STEP 3 Upon course selection, you will given the opportunity to preview the course or register to watch the full presentation. After registering you'll be directed to a link that will allow you to login to the course.

STEP 4 After viewing the course material, if you wish to receive CE credit, click on the "Done" button. This will take you to the link that will allow you to register, pay the fee, and take the required exam.

STEP 5 After successful completion of the exam, you will automatically be sent a confirmation e-mail, you need to print and retain as your official copy.

GOOD LUCK ON THE EXAM!

There is not a fee for viewing this matetial. However, you will be asked to register. After viewing the course material, if you wish to receive credit, you will be given instructions how to do so.

INTERNET CONNECTIVITY
Broadband connection is required. High-speed connection (via WiFi, cable, DSL or satellite) is recommended.

CAN I HAVE ACCESS TO CDE*mobile* **USING A COMPUTER (DESKTOP OR LAPTOP)?**
Yes, you may access the same content using your desktop or laptop computer via our CDEonDemand site at: **http://cdeondemand.uthscsa.edu**

CDE on Demand

...also available on your computer

CDE on Demand are 1-hour video presentations which allow users to select and watch/listen to internet/streaming continuing education video content available 24 hours-a-day, 7 days-a-week in the comfort of your home or office. You may watch previews of the video presentations and can also register for FREE for the full feature version. To earn continuing education (CE) credit, you enroll by paying the testing fee and taking the online quiz. Check out the courses on page .

Broadband internet connection is recommended for a more satisfactory playback experience.

You also have access to CDE on Demand using your mobile device (iPhone, iPod touch, iPad, and Android Smartphones) via CDEmobile at **http://cdemobile.uthscsa.edu.**

Video presentations are streamed in your web browser in Quicktime format. If you don't have Quicktime software installed in your computer, you may download from Apple's website at:
http://www.apple.com/quicktime/download/

The content in the following courses are offered at

ESTATE PLANNING
COURSE DIRECTOR: MATT SPAHN

I know you love those people close to you and you want to make your death or incapacity an event they can mourn while celebrating your life. You don't want them to have to spend all the fruits of your labor on attorneys, court costs and others. You don't want them to curse your name for failing to do something so simple, yet so powerful. So, have a relationship with lawyers you like to work with, lawyers you'll call friends and you'll trust to create and update with you the best estate plan for you and your family. Not only will you save those you love time, heartache and headache, you may be able to save huge sums of money.

IMPLANTS & DIABETES
COURSE DIRECTOR: THOMAS W. OATES, D.D.S.

Too many of our patients have diabetes, and more are coming! As we become more comfortable with the therapeutic benefits of dental implants, we need to understand the implications of diabetes, and appreciate the potential benefits this treatment option offers to our patients with diabetes.



INTERDISCIPLINARY ORTHO
COURSE DIRECTOR: DUBRAVKO PAVLIN, D.D.S.

Orthodontic treatment is becoming increasingly important in interdisciplinary cases and is opening new opportunities for other dental disciplines. Several aspects of utilization of orthodontics in interdisciplinary patients will be discussed, as well as the importance of including all relevant disciplines in the initial planning of treatment.



INTRAORAL APPLIANCE
COURSE DIRECTOR: EDWARD F. WRIGHT, D.D.S.

This clinically oriented one hour presentation will first discuss recommended mandibular positions to be used when adjusting intraoral appliances. The various physical variables of intraoral appliances will be presented, which includes the choices of a full or partial coverage appliance; maxillary or mandibular appliance; and the appliance being fabricated from a hard, intermediate, or soft material. Additionally, recommended techniques for adjusting intraoral appliances and a preferred initial occlusal scheme will be presented.

LAWSUITS AND HIPAA
COURSE DIRECTOR: EDWARD P. WALLER, JR., D.D.S

This course is designed to assist dental practitioner in minimizing their chances of a lawsuit and expanding their scope of understanding of current HIPAA requirements.

MINI-IMPLANTS
COURSE DIRECTOR: NORMA OLVERA, D.D.S.

This course is designed to discuss the many difficulties associated with mini-implants and the alternative ways used to treat patients. Many difficulties will be addressed in this course, such as: immediate loading status post multiple extractions, immediate prosthesis wear post graft or implants, inadequate width of alveolar ridge, orthodontic anchorage, medically challenged patients, and many more!

no charge on both *cdemobile* and *cde on demand*

ORAL CANCER UPDATES
COURSE DIRECTOR: MICHAEL HUBER, D.D.S.
The purpose of this course is to update the practitioner on recent scientific advances addressing our understanding of oral cancer risk and the value of risk reduction strategies. An objective discussion of new and future diagnostic adjuncts for mucosal assessment will also be provided.

PEDIATRIC DENTISTRY REFRESHER
COURSE DIRECTOR: STEVEN P. HACKMYER, D.D.S.
This refresher course will review current basics and concepts of four essential areas of clinical everyday pediatric dentistry: prevention/anticipatory guidance, behavior management, pediatric restorations, and pediatric pulp therapy.

PEDO DENTAL TRAUMA
COURSE DIRECTOR: JEFFREY MABRY, D.D.S.
His lecture will review he epidemiology of dental trauma, prevention of trauma, diagnostic trauma work-up, Common reactions of the pulp to trauma, management of trauma to the primary dentition, management of trauma to the supporting structure and potential damage to the permanent dentition.



TRIAZOLAM SEDATION
COURSE DIRECTOR: RICHARD S. FINLAYSON, D.D.S.
This course will be to familiarize the practitioner with oral sedative drugs as well as give treatment regimens for the use of the oral sedative, Triazolam

WISDOM TEETH MANAGEMENT
COURSE DIRECTOR: DAVID L. ROBERTS, D.D.S.
The purpose of this course is to discuss the age and tooth position criteria for treatment, have a better understanding of how to evaluate radiographic findings, and learn how to manage complications related to the third molars.



TRUTH ABOUT ZIRCONIA
COURSE DIRECTOR: NORMA OLVERA, D.D.S.
This course is designed to show and explain how zirconia is rapidly becoming an option for use in all clinics. Dr. Olvera will describe and define zirconia, explain mechanical properties of zirconia, show dental zirconia in 2011, discuss advantages and disadvantages, and illustrate the clinical management of zirconia.

NEXSMILE PROCEDURE
COURSE DIRECTOR: MARK L. LITTLESTAR, D.D.S.
The surgical placement of implants always affects the restorative outcome for better or worse. CT scans and 3D imaging now enable surgeons to get it right. Surgical guides can be fabricated from CT and scanned dental model data that will provide the correct trajectory and also indicated when and where bone should be removed. Without these two components, implants frequently end-up violating the restorative space.

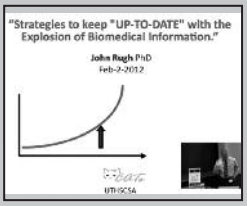

KEEPING UP-TO-DATE WITH BIOMEDICAL INFORMATION
COURSE DIRECTOR: JOHN D. RUGH, Ph.D.

This program provides practitioners strategies and specific information technology skills to keep up-to-date with new innovations and clinical biomedical literature. It provides strategies to deal with the explosion of new marketing information (and misinformation) and make evidence-based decisions about new products and procedures.

OCCLUSION MADE SIMPLE
COURSE DIRECTOR: JACK I. SHIRLEY, D.D.S.

A walk down occlusion lane is not a walk that we often want to take, but Dr. Shirley advocates, "Give it another chance; it might change your whole practice and the way you practice dentistry".

This course on occlusion has received rave reviews from dentists around the country. One dentist's comment was, "This is the first time I have ever understood occlusion, and I have been a dentist for 28 years." Another dentist said, "Finally, someone is giving me something I can use in my practice." This is just the beginning. Come join us and see why you are actually going to start enjoying occlusion and be excited about what it will do for your practice.

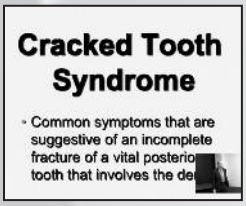

CRACKED TOOTH SYNDROME
COURSE DIRECTOR: EDWARD F. WRIGHT, D.D.S.

Cracked tooth syndrome can be extremely difficult disorder to identify and determine the location of the fracture within the tooth. Gain insights in various techniques for diagnosing, preventing, and treating incomplete coronal fractures. Garner clinically valuable information on incomplete tooth fractures that you can immediately use in your dental practice.

ANTIBIOTIC PROPHYLAXIS FOR DENTAL PATIENTS AT RISK FOR INFECTION
COURSE DIRECTOR: JEFFREY C. MABRY, D.D.S., M.S.

The American Dental Association (ADA) and the AmericanAcademy of Pediatric Dentistry (AAPD) recognize that numerous medical conditions predispose patients to bacteremia-induced infections. Because it is not possible to predict when a susceptible patient will develop an infection, prophylactic antibiotics are recommended when these patients undergo procedures most likely to produce a bacteremia.

THE PATIENT ON ANTICOAGULANT THERAPY, WHAT'S NEW?
COURSE DIRECTOR: MICHAELL A. HUBER, D.D.S.

The purpose of this course is to update the practitioner on appropriate assessment and management of the patient at risk for increased bleeding. A review of the recently introduced new anticoagulant medications will be provided, with a focus on their potential impact to clinical practice.



MANDIBULAR TISSUE SUPPORTED IMPLANT-RETAINED OVERDENTURES – A SATISFACTORY SOLUTION
PEGGY P. ALEXANDER, DDS, MPH

An implant-retained mandibular overdenture is considered by many to be the gold standard for rehabilitation of the edentulous mandible. This course will describe aspects of treatment planning, surgical preparation and functional loading of the mandibular prosthesis featuring the Locator® retentive system.

BUILDING FINANCIAL SECURITY
MARTIN F. VASQUEZ, CLTC

This presentation provides education on the Medical Occupation definition of disability income insurance for dentists and physicians. A plan for helping to establish financial security is outlined in three detailed stages.

STAYED TUNED More topics coming soon!

After completing any of our courses, if you want to research the subject further, please consider using our CATs Library.

https://cats.uthscsa.edu

If you wish to receive announcements as we develop more courses please go to the link below and subscribe to our mailing list.

http://smile.uthscsa.edu/subscribe.php

You will see this screen

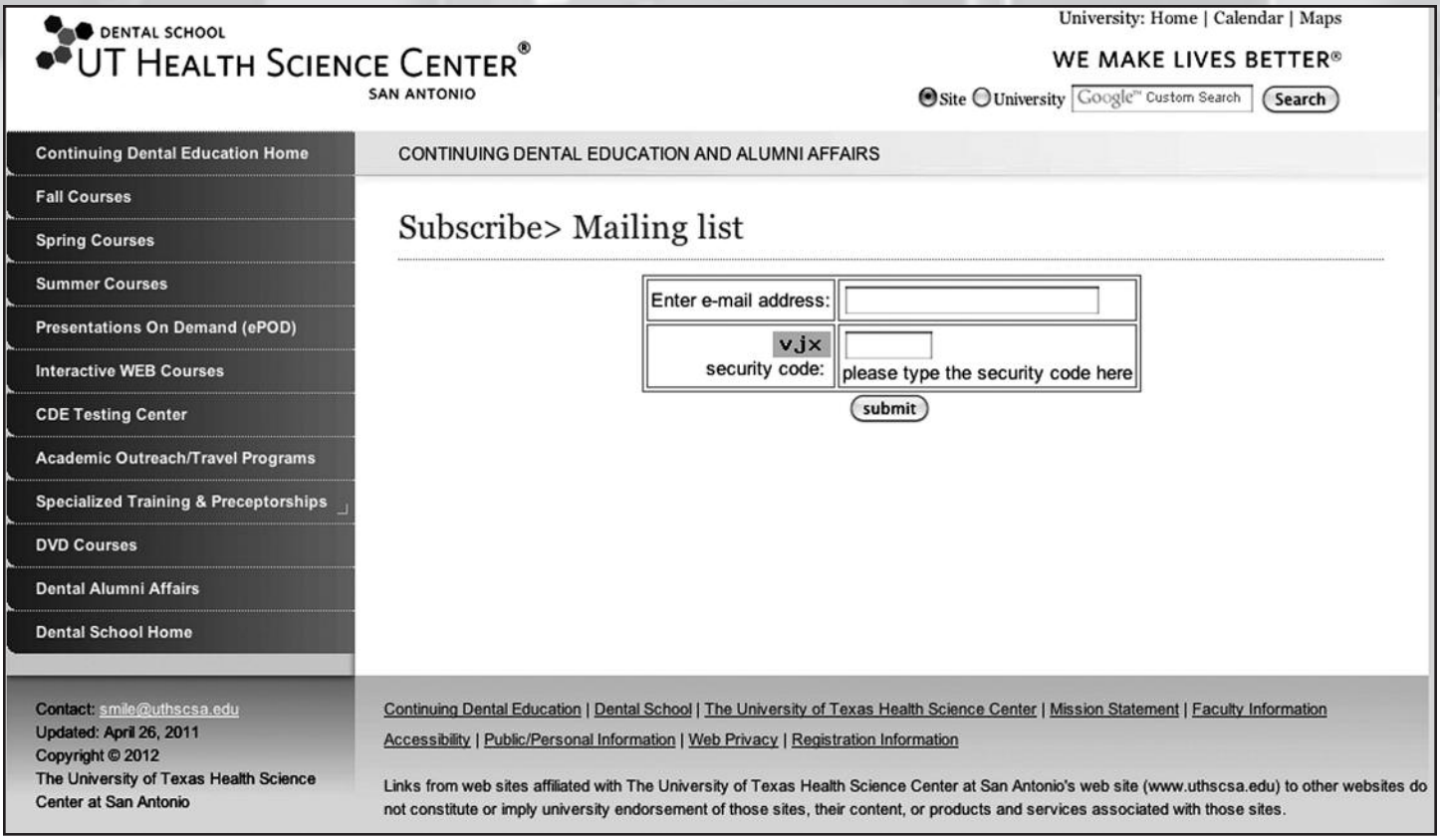

Video Streaming

Courses Are Video Streamed From 3 Different Arenas

Dental Schools
Partners in Education
Massad Center for Higher Learning Dental Library

As new courses go online you will be notified; up to 200 new peer reviewed courses a year will be offered

All presentations are produced at the Massad Center for Higher Learning state of the art film studio, with advanced animation technology. Managed by the UT Health Science Center at San Antonio, Dental School

Choose your courses by category, presenter, or course title

Category
Presenter
Course title

If you have any problems connecting or viewing any of these sites please call our office at 210.567.3177

Courses in the following categories are offered through video streaming

Adhesive Dentistry

Anesthesia and Pain Control
The Right (and Wrong) Way to Treat Pain (2 sections)

Combination - Inhalation Enteral (Oral) Minimal Sedation Level 1 (12 sections)

Minimal Sedation (Level 1) Permit Renewal Course (8 sections) - ***Target date for completion: November 2012***

Cariology and Caries Management

Community Oral Health/Policy

Dental Assisting

Dental Digital Radiography

Dental Economics and Practice Management
Seven Ways To Avoid Carpal Tunnel Syndrome (3 sections)

Dental Hygiene

Dental Materials

Dental Public Health

Dental Research

Dentist Health and Wellness

Diagnosis and Treatment Planning
Orolabial Herpetic Infections *Diagnosis and Treatment*
Oropharyngeal Candidiasis *Diagnosis and Treatment*
Salivary Gland Dysfunction *Diagnosis and Treatment*
Solar (Actinic) Cheilosis *Diagnosis and Treatment*

Electro-, Radio-, and Laser Surgery

Emergency Disaster Preparedness /Forensics

Emerging Technologies in Dentistry

Endodontics

Esthetic Dentistry

Ethics and Law

Evidence-based Practice

Fundamentals of Excellence in the Dental Practice

General Dentistry

Geriatric Dentistry

Implantology

Infection Control and Dental Waste Management
Antibacterial Chemotherapy in Dentistry (2 sections)

Medical Emergencies in the Dental Office
Emergency Medicine

Nutrition

Occlusion

Operative Dentistry

Oral and Maxillofacial Radiology and Imaging

Oral Cancer
Oral Cancer: Update on Risk Factors, Adjunctive Diagnostic Aids, and Management Strategies & Complications (3 sections)

Oral Pathology

Oral Radiology, Imaging and Photography

Oral/Systemic Disease Links
The Patient with Endocrine Disorders (2 sections)

Orofacial Pain

Orthodontics

Patient Co-Management

Pediatric Dentistry

Periodontics

Pharmacology

Pharmacology and Therapeutics

Practice Management
Patient Management…From A Non Clinical Perspective

Practice Management/ Risk Management

Preventive Dentistry

Products and Techniques

Prosthodontics (Removable, Fixed, Maxillofacial)
Impressions Made Simple (6 sections)

Regulatory

Restorative Dentistry

Sleep Medicine

Special Care Dentistry

Sports Dentistry

TMJ/TMD and MPD

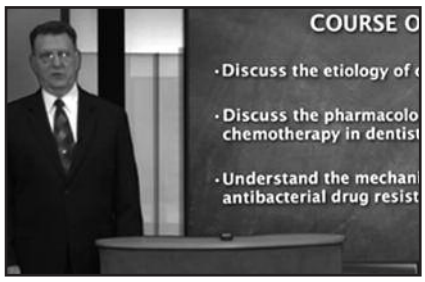

Antibacterial Chemotherapy

Geza T. Terezhalmy, DDS, MA

Section 1deals with the microbiological and pharmacological basis of antibacterial chemotherapy
- Discuss the etiology of odontogenic infections.
- Discuss the pharmacological basis of antibacterial chemotherapy in dentistry
- Understand the mechanisms and relevance of antibacterial drug resistance

Section 2 deals with the indications for and the selection of an appropriate antibacterial agent for the treatment of odontogenic infections.
- Develop a rational strategy for the medical management of acute odontogenic infections.
- Discuss current recommendations for the use of antibacterial prophylaxis
- Discuss potential adverse drug events.

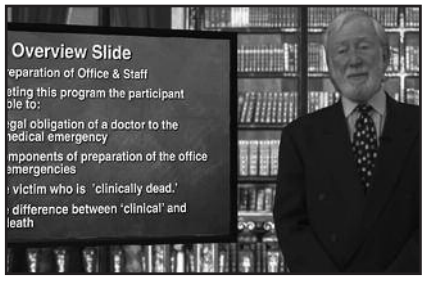

Emergency Medicine

Stanley F. Malamed, D.D.S.

This course contains seven sections (sections 3 through 7 are currently being produced, you will be notified when they are completed) that can be viewed independently. It is recommended that they be viewed in sequence. This course is developed to provide you with appropriate information to manage your practice in regard to patient processing and evaluation, sedation, and medical emergencies. Each section contains pertinent information regarding prevention, preparation and education of the patient and office staff.

Section 1 and Section 2 should be taken together.
At the conclusion of section 1 you should be able to:
- List the most common medical emergencies occurring in the dental environment
- List the 5 components of physical evaluation of dental patients
- List the 6 vital signs
- Describe the A.S.A. physical status classification system
- Provide examples of ASA 1, 2, 3, and 4 medical problems
- List the 8 components of the Stress Reduction Protocol
- Define the goal of physical evaluation

At the conclusion of section 2 you should be able to:
- Define the legal obligation of a doctor to the victim of a medical emergency
- List the 4 components of preparation of the office for medical emergencies
- Describe the victim who is 'clinically dead.'
- Describe the difference between 'clinical' and 'biological' death
- List and describe the steps in the AHA 2010 cardiac arrest algorithm
- List and describe the steps in the algorithm for all medical emergencies except cardiac arrest
- Explain why survival rates from sudden cardiac arrest are significantly lower in young children than in adults
- Describe the functions of each member of the In-Office Emergency Team
- List the 7 drugs in the bare-bones-basic emergency drug kit

Go to our website at www.smile.uthscsa.edu and click on Presentations On Demand to view these courses!

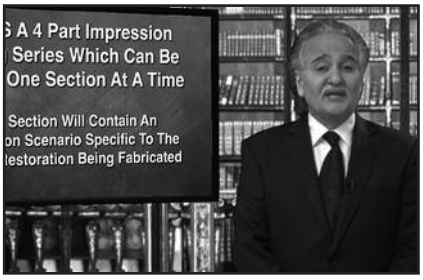

Impressions Made Simple

Joseph J. Massad, DDS

Take precise impressions of edentulous patients that will allow excellent restorations and doing that in one appointment instead of two. Eliminate the surprise of an unexpected extraction when Impressioning the patient with mobile teeth for Immediate and/or partial dentures. Accomplish enhanced impression procedures in the most difficult implant variations such as Stud Abutments and Complete Fixed Prosthesis. Complete a predictable impressions to successfully reline the Complete, Immediate and Implant Over-dentures

After completing this course the participant should be to be able to:

- Take precise impressions of edentulous patients that will allow excellent restorations and doing that in one appointment instead of two.
- Eliminate the surprise of an unexpected extraction when Impressioning the patient with mobile teeth for Immediate and/or partial dentures.
- Accomplish enhanced impression procedures in the most difficult implant variations such as Stud Abutments and • Complete Fixed Prosthesis.
- Complete a predictable impressions to successfully reline the Complete, Immediate and Implant Over-dentures

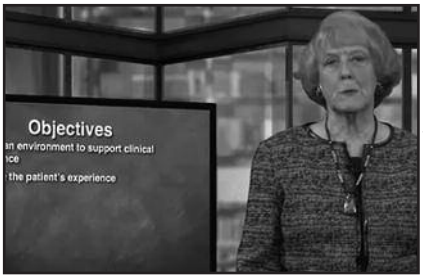

Patient Management... from a Non-Clinical Perspective

Jennifer de St. Georges

- Create an environment in their office that supports clinical excellence
- Enhance the patient's experience
- Keep the schedule on time 85%
- Develop seamless communication between Doctor's clinical and administrative teams, so they work as one.
- Reduce stress for all participants (patient and practice)

Oral Cancer: Update on Risk Factors, Adjunctive Diagnostic Aids, and Management Strategies & Complications

Michael A. Huber, DDS

This course contains three sections. Over 40,000 new cases of oral an pharyngeal cancer are diagnosed annually in the US many as a consequence of an oral soft tissue examination provided by an oral health care provider. Predominate risk factors for OPC development include tobacco and alcohol use and exposure to HPV. This course will provide a review of the shifting risk factor profile of the OPC patient.

- Identify the main risk factors associated with oropharyngeal cancer risk
- Understand the variability of tobacco risk
- Implement a consistent and effective oral soft tissue examination protocol in his/her practice.
- Understand the real-world strengths& weaknesses of adjunctive diagnostic aids as it pertains to oral cancer.
- Understand the role of the FDA in device evaluation
- Understand the basic treatment modalities used to treat oropharyngeal cancer
- Recognize the main complications associated with oropharyngeal cancer therapy
- Implement strategies to best manage the complications associated with oropharyngeal cancer therapy.

Go to our website at www.smile.uthscsa.edu and click on Presentations On Demand to view these courses!

The Right (and Wrong) Way to Treat Pain

Geza T. Terezhalmy, DDS, MA

This course includes two sections. Section I: Anesthetics, Section II: Analgesics. The most common complaint causing a person to seek the services of a health care provider is pain or the closely associated symptom, discomfort. Consequently, the primary obligation and ultimate responsibility of every practitioner of the healing arts is not only to restore health but also to relieve pain. The intent of this course is to present clinicians a rational strategy for the medical management of acute odontogenic pain and to discuss current recommendations for the use of local anesthetic agents and analgesics.

Participants in this course will be introduced to evidence-based information that will help them to select the most appropriate therapeutic intervention for the management of acute odontogenic pain and when pharmacotherapy is indicated, to prescribe dose enough, soon enough, often enough, long enough---to prescribe, as they would receive.

Upon completion of this course the practitioner should be able to:

- Discuss the basic mechanisms of acute pain.
- Discuss the pharmacological basis of and factors to be considered in the selection of a local anesthetic agent.
- Discuss the pharmacological basis of and factors to be considered in the selection of a COX inhibitor.
- Discuss the pharmacological basis of and factors to be considered in the selection of a combination analgesic.

The Patient with Endocrine Disorders: Risk Stratification and Dental Management

Geza T. Terezhalmy, DDS, MA

This course includes two sections. Participants in this course will be introduced to evidence-based knowledge essential for the risk stratification of patients with diabetes mellitus, thyroid dysfunction, adrenal dysfunction, and osteoporosis and the development of appropriate diagnostic, preventive, and therapeutic strategies commensurate with a patient's ability to undergo and respond to dental care. The course contains two sections that must be taken sequentially.

Section 1 will be introduced to evidence-based knowledge essential for the risk stratification of patients with diabetes mellitus and thyroid dysfunction and the development of appropriate diagnostic, preventive, and therapeutic strategies commensurate with a patient's ability to undergo and respond to dental care. *Please note: The mentioned objective #2 in section 1 will be discussed in Section 2.*

Section 2 will be introduced to evidence-based knowledge essential for the risk stratification of patients with adrenal dysfunction and osteoporosis and the development of appropriate diagnostic, preventive, and therapeutic strategies commensurate with a patient's ability to undergo and respond to dental care.

Upon completion of this course the practitioner should be able to:

- Discuss the current and accepted medical management of patients with diabetes mellitus, thyroid dysfunction, adrenal dysfunction, and osteoporosis.
- Identify disease-related, patient-related, and procedure-related factors that will impact on the dental management of patients with diabetes mellitus, thyroid dysfunction, adrenal dysfunction, and osteoporosis.

Go to our website at www.smile.uthscsa.edu and click on Presentations On Demand to view these courses!

Orolabial Herpetic Infections *Diagnosis and Treatment*

Geza T. Terezhalmy, DDS, MA

This course is designed to establish the principles essential for problem-oriented evaluation of the dental patient. The intent is to discuss the diagnosis of orolabial herpetic infections and their treatment with special emphasis on the role of the general practitioner.

Upon completion of this course the practitioner should be able to:

- Apply the principles essential for problem-oriented evaluation of the dental patient.
- Diagnose orolabial herpetic infections based on their clinical characteristics and the use of available diagnostic test.
- Initiate appropriate palliative, supportive, and/or therapeutic intervention.

Oropharyngeal Candidiasis *Diagnosis and Treatment*

Geza T. Terezhalmy, DDS, MA

This course is designed to establish the principles essential for problem-oriented evaluation of the dental patient. The intent is to discuss the diagnosis of mucocutaneous candididal infections and its treatment with special emphasis on the role of the general practitioner.

Upon completion of this course the practitioner should be able to:

- Apply the principles essential for problem-oriented evaluation of the dental patient.
- Diagnose oropharyngeal candidal infections based on their clinical characteristics and the use of available diagnostic test.
- Initiate appropriate palliative, supportive, and/or therapeutic intervention.

Solar (Actinic) Cheilosis *Diagnosis and Treatment*

Geza T. Terezhalmy, DDS, MA

This course is designed to establish the principles essential for problem-oriented evaluation of the dental patient. The intent is to discuss the diagnosis of solar (actinic) cheilosis and its treatment with special emphasis on the role of the general practitioner.

Upon completion of this course the practitioner should be able to:

- Apply the principles essential for problem-oriented evaluation of the dental patient.
- Diagnose solar (actinic) cheilosis based on its clinical characteristics and the use of available diagnostic test.
- Initiate appropriatepreventive and/or therapeutic intervention.

Seven Ways To Avoid Carpal Tunnel Syndrome

Harold Meador, DDS, BDS.

The purpose of this course is to reduce fatigue and occupational pain in the dental office. This can be accomplished by addressing the three major causes of the pain. These categories are discussed within the course. They are: a negative ergonomic workspace; violating the neutral position of the body; (posture) and exhausting vital muscle groups (work motions). This course contains two lecture sections and a hands on session in which 12 exercises are carefully explained and the participant has a chance to find answers to the questions about pain that may have controlled their ability to deliver quality care to their patients. The course is a way of finding an answer to how to manage occupational pain brought on by concerns posture, movement, ergonomics and careful selection of instruments as well as appropriate grasps of instruments. Please note: In order to receive full benefit of the information contained in this course, it must be viewed sequentially finishing all three sections.

Upon completion of this course the participant should be able to: (Section 1 through 3 should be taken together)

- Utilize proper placement and location of equipment and instruments.
- Understand Orthopedic principles that dictate the proper concept of the neutral position of the body which effect the shoulder, elbow and wrist.
- Avoid exhaustion of vital muscle groups allowing the participant to work and maintain the neutral position in order to deliver a high quality of care for the patient without pain to the practitioner.
- Utilize information from this course to allow the practitioner to meet the ultimate goal of the course which is to learn to deal with occupational pain not just today but in the future by implementing the "User's Guide to Managing Occupational Pain"

Interactive Web Courses

HOW IT WORKS AND HOW TO REGISTER:

You are invited to participate in our interactive courses presented by The University of Texas Health Science Center at San Antonio, Continuing Dental Education. Modern version of the correspondence courses from the past, some courses are available in video-streaming format, they will be noted. Via the Internet/World Wide Web (WWW), you may review this material in your office or home at your leisure; and receive continuing education credit at the same time! Participation in the didactic portion of the course requires that you:

STEP 1: Register online with the Office of Continuing Dental Education and pay a registration fee.

STEP 2: Complete all reading assignments and submit quiz answers via Internet at the completion of each chapter. The quizzes will be graded and returned to you via internet instantaneously.

STEP 3: Upon successful completion of this portion of the course, you will receive an electronic certificate for didactic continuing dental education hours--print this for your records.

Texas Dental Assistants

Dental Assistant Registration Course and Examination
Course Director: Mona Thibadeau, RDA, CDA, BA

As of September 1, 2006 the Texas State Board of Dental Examiners is requiring that Dental Assistants attend a course to prepare them to pass an examination. The examination will cover the three main topics of Jurisprudence, Infection Control, and Radiology, which will be offered at the end of each module. This course is intended to provide sufficient information to permit dental assistants to gain knowledge and understanding of the critical concepts associated with each of these areas of registration in order to facilitate success at the time of examination. ***(Soon to be available in video streaming)***

Tuition fee of US $60.00 • Eight(8) hours of didactic continuing dental education. Reviewed and updates 7/1/10

OSHA 2011: The Required Annual Training Course
Course Director: Geza T. Terezhalmy, DDS, MA

This will fulfill your annual OSHA requirement on Bloodborne Pathogens Training. Welcome to OSHA: The Required Annual Training Course -- its economical, easy and fun! It is our goal to provide you with information in an educational format that is both simple and convenient. As you progress through the course - feel free to contact Dr. Terezhalmy, via e-mail with individual questions, concerns, or comments. Completion of each individual session (including a quiz) will require approximately 5 minutes to half hour of time. Your answers to the quizzes will be recorded and graded electronically. ***(Soon to be available in video streaming)***

Tuition fee of US $97.50 • Six(6) hours of didactic continuing dental education. Reviewed and updates 7/1/10

Ergonomics in Pain Management (Including Carpal Tunnel Syndrome)
Course Director: Harold L. Meador, DDS

Changes in dentistry and periodontics are putting more pressure on the dental professional. More occupational pain is the result of an increased physical workload that can lead to neuromusculoskeletal problems.To help the dental professional cope with a demanding work load, this course will address those needs by considering how fatigue reduction and time control contribute to stress management and efficiency. New insights from orthopaedics and ergonomics research explain problems from past instrumentation techniques. This new information is incorporated in an instrumentation technique that can improve working conditions for the hygienist. This course is divided into five chapters. Completion of each individual chapter (including a quiz) will require approximately 30 minutes to an hour of time.

Tuition fee of US $97.50 • Seven(7) hours of didactic continuing dental education. Reviewed and updates 7/1/10
(Soon to be available in video streaming)

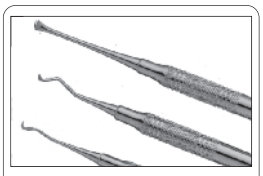
Instrument Sharpening

Instrument Sharpening NEW!!!
Course Director: Harold L. Meador, DDS

Instrument sharpening continues to be a mystery. Working with dull instruments increase the physical demands on the operator and the discomfort of the patient while providing a sub-standard result. There have been many methods developed but a method that will provide sharp instruments one hundred percent of the time will be presented. Since it takes only twelve to fifteen strokes to dull a curet, it becomes obvious that chair side sharpening is essential for maximum efficiency. ***(Soon to be available in video streaming)***

Tuition fee of US $47.50 • one(1) hour of didactic continuing dental education. Reviewed and updates 7/1/10

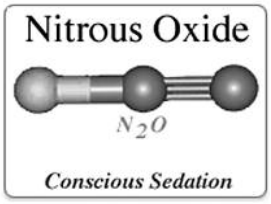

Nitrous Oxide Conscious Sedation *(for Dentists only)*
Course Director: Ernest E. Valdez, DDS

If you wish to be certified in Nitrous Oxide Administration following completion of this portion of the course, you may sign up to participate in the clinical/hands-on portion of the certification at the Dental School for a fee in the amount of US $299.50. One-on-one instruction is set at US $599.50, plus travel expenses for outreach office instruction. To apply for the clinical/hands-on portion (after you have completed the didactic portion) leading to certification, call the Office of Continuing Dental Education at (210) 567-3177.

Tuition fee of US $247.50 • Nine(9) hours of didactic continuing dental education. Reviewed and updates 7/1/10
(Soon to be available in video streaming)

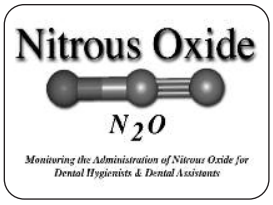

Monitoring the Administration of Nitrous Oxide
(for Dental Hygienists and Assistants) Course Director: Ernest E. Valdez, DDS

Texas State Board of Dental Examiners offers an optional Nitrous Oxide Monitoring Certificate for Dental Hygienists and Dental Assistants. This course will cover: History and Safety, Patient Monitoring, Effects of N2O, etc. This program is intended to provide sufficient information to dental hygienists and dental assistants to gain knowledge and to understand their responsibility of monitoring the patients when they assist their dentist during the administration of nitrous oxide. ***(Soon to be available in video streaming)***

Tuition fee of US $100.00 • Nine(9) hours of didactic continuing dental education. Reviewed and updates 7/1/10

Scan the QR code to take the following courses

OSHA 2012

Are you curious?

This testing site has been developed to allow the dental professional to receive continuing dental education credits after viewing or reading dental material that has been made available through the Office of Continuing Dental Education at The University of Texas Health Science Center at San Antonio, Dental School.

The University of Texas Health Science Center at San Antonio is an ADA CERP Recognized Provider. ADA CERP is a service of the American Dental Association to assist dental professionals in identifying quality providers of continuing dental education. ADA CERP does not approve or endorse individual courses or instructors, nor does it imply acceptance of credit hours by boards of dentistry. Continuing Dental Education credits are designated in each course description. Concerns or complaints about a CE provider may be directed to the provider or to ADA CERP at www.ada.org/goto/cerp.

The purchaser of these materials can earn hours of Continuing Education Credit by taking our online administered test. When individuals are ready to take the exam they start at the CDE Homepage at www.smile.uthscsa.edu. Click on CDE Testing Center, then choose the course you wish to take the exam. The registration step-by-step process is on the Testing Center page. CE credit requirements vary from state to state. Participants are encouraged to contact their State Boards for information about their specific requirements. Upon successful completion of a test, you will have an opportunity to print out a certificate. Individuals are given the opportunity to take the exams electronically or by hard copy. Specific information is provide below and inside the purchased text or DVD.

To receive education credits for any DVD, the purchaser has two options:

Option 1. Complete the answer sheet on the back of this booklet, and complete the registration information on the reverse side. Include a check for $25.00 or provide credit card information and mail to the Office of Continuing Dental Education.

Option 2: Participants may also take the test electronically for $20.00 by registering on our web site Test Center link. Our address on the web is www.smile.uthscsa.edu.



Predictable Complete Dentures III/The Platinum DVD Edition

*Author: Joseph J. Massad, D.D.S.

Includes both Clinical and Lab procedures:

- Comprehensive Evaluation - Predict Outcome & Identify Possible Complications
- Orthopedic Splints & Tissue Conditioning
- Making Exquisite Impressions
- Lab Procedures I—Cast Fabrication, Custom Baseplates, EBP Base, Neutral Zone Base, & Central Bearing Devise
- Records—Centric Relation, Neutral Zone, Esthetic Blue Print, Posterior Tooth Selection, & Facebow
- Lab Procedures II—Articulator Setup, Index EBP, Index Neutral Zone, Tooth Setup
- Dress Rehearsal—Finalizing Esthetics and Phonetics
- External Impressions
- Delivery—Pressure Relief Post Dam, Occlusal Evaluation & Correction, Subtractive Correction, Patient Instructions
- Massad Team Discussion—Trouble Shooting Problems in Denture Fabrication & More!

The purchaser of this DVD *Predictable Complete Dentures III/The Platinum DVD Edition*, or a single designee, can earn up to fourteen(14) hours of Continuing Education (CE) Credit by reviewing the material in this DVD, taking each individual section self-administered exam and correctly answering 80% of the test questions. This course contains 4 discs with independent listed hours per exam (see below). Participants can take each CE test electronically for $10.00 per section by clicking on the disc number listed below in which you are prepared to take the exam.

The DVDs cost $349.50 plus $16.95 shipping and handling within the United States. Contact our office @ (210) 567-3177 if you are interested in purchasing the DVDs or contact Dr. Joseph J. Massad's office at 918-749-5600 or online at www.drjoemassad.com to order your copy. **Reviewed and updates 7/1/10**

Dental Implant and Alternative Options featuring Informed Consent for your Patients

***Author: Samuel M. Strong, D.D.S.**

This DVD represents a valuable patient educational instrument intended to aid in the informed consent process prior to initiating dental implant therapy. The accompanying study guide highlights material presented in the video, expands on important implant-related concepts, and provides numerous citations from review of the topic. Therefore, the DVD in combination with the study guide offer useful information for both patients interested in receiving dental implant treatment and health care providers appropriately trained to render such therapy.

The objectives of this DVD and the accompanying study guide are to:

- Familiarize patients, dentists, and dental auxiliaries with different types of implant restorations;
- Discuss indications for and advantages of carious implant prostheses;
- Review potential complications associated with each implant restorative option presented; and
- Provide a means for conveying credible information to patients considering dental implant therapy so the they may give consent prior to initiating treatment.

The purchaser of this DVD and text *Dental Implants and Treatment Alternatives - Informed Consent for Patients*, or a single designee, can earn up to one (1) hour of Continuing Education (CE) Credit by reviewing the material in this DVD and text, taking self-administered exam and correctly answering 80% of the test questions. *This DVD is being offered for a special price of half off the suggested retail price of $149.95 ($75.00) plus $16.95 shipping and handling within the United States. Contact our office @ (210) 567-3177 if you are interested in purchasing the DVD and text.. The testing fee is $10.00.* **Reviewed and updates 7/1/10**



Legal Considerations for Today's Practitioner

***Author: Joseph J. Massad, D.D.S.**

Is a delay in writing records a problem? Should a patient sign an informed consent or is it okay to verbally inform the patient? Is there is risk in giving advice over the phone? What role does the dental staff play in helping or hurting the chances of a lawsuit? These questions and more will be answered in Dr. Joseph Massad's latest series. From informed consent to lawsuits, Dr. Massad covers a broad range of legal questions and answers for the practicing dentist provided in written text. The purchaser of this DVD *Legal Considerations for Today's Practitioner*, or single designee, can earn two hours of Continuing Education Credit by correctly answering 80% of the questions of the test.

The DVDs cost $139.95 plus $16.95 shipping and handling within the United States. Contact our office @ (210) 567-3177 if you are interested in purchasing the DVDs and book. The testing fee is $15.00.

Reviewed and updates 7/1/10

Emergency Medicine in Dentistry 3

***Author: Stanley F. Malamed, D.D.S.**

Medical emergencies can, and do, happen in dentistry. In this presentation we will review the preparation for, and management of, common medical emergencies that happen in the dental office environment. Preparation of the entire office staff and basic management principles are stressed. Section 1: I. Preparation to VII. Hyperventilation Section 2: VIII. Asthmatic Attack to XIV. Cardiac Arrest

The purchaser of this DVD *Emergency Medicine in Dentistry 3*, or a single designee, can earn up to eight(8) hours of Continuing Education (CE) Credit by reviewing the material in this DVD, taking each individual section self-administered exam and correctly answering 80% of the test questions. This course contains 2 sections with four(4) hours of CE per section. Participants can take each CE test electronically for $10.00 per section by clicking on the section number listed below in which you are prepared to take the exam. *This DVD is not in stock with The Office of Continuing Dental Education, please contact Dr. Joseph J. Massad's office at 918-749-5600 or online at www.drjoemassad.com to order your copy.* **Reviewed and updates 7/1/10**

ADDITIONAL TESTING CENTER COURSES CONTINUED ON NEXT PAGE



Color Atlas of Common Oral Lesions 4th Edition
*Author: Robert P. Langlais, D.D.S., M.S.

"While many oral lesions are said to be "common", the individual doctor, hygienist or other clinical staff may not encounter them frequently. If a team member or the doctor can describe the lesion as for example a white patch, ulcer or multilocucal radiologic lesion, the atlas which contains over 600 color pictures and radiographs can be consulted as a quick simple reference to help establish the diagnosis or a list of possibilities. The reason for this simplicity is that the Color Atlas is divided into sections based on the clinical presentation of lesions and not by disease process. For example a white patch may represent infection such acute pseudomembranous candidiasis or squamous cell carcinoma. In addition, tables of differential diagnoses can be found in the back section of the book. If the disease process can be identified such as infection and a diagnisis established, updated common prescriptions are also included. The purchaser of this text *Color Atlas of Common Oral Lesions 4th Edition*, or a single designee, can earn up to (24) hours of Continuing Education (CE) Credit by reviewing the material in this text, taking each individual section self-administered exam and correctly answering 80% of the test questions. This course contains 12 sections with **two(2) hours of CE per section**. Participants can take each CE test electronically for **$30.00 per section** by clicking on the section number listed below in which you are prepared to take the exam. *This book is not in stock with The Office of Continuing Dental Education, you can order it online at www.lww.com or www.amazon.com.* **Reviewed and updates 7/1/10**



Predictable Complete Dentures: Helpful Hints
*Author: Joseph J. Massad, D.D.S.

Dr. Joseph Massad has just released the long-awaited sequel to his popular videotape, Predictable Complete Dentures. As the title implies, Dr. Massad's new video, Helpful Hints, includes many helpful hints on how to correct problematic denture wearers. Complete with new techniques and simplified old techniques, this video is a must. Dr. Massad recently released series II of his nationally recognized video Complete Predictable Dentures. In this new two-part video, called Helpful Hints, he will share with you countless time-saving and unique techniques that he has learned through his many years of experience. The purchaser of this videotape/DVD *Predictable Complete Dentures: Helpful Hints*, or single designee, can earn six hours of Continuing Education Credit by correctly answering 80% of the questions of the test. *This DVD is not in stock with The Office of Continuing Dental Education, please contact Dr. Joseph J. Massad's office at 918-749-5600 or online at www.drjoemassad.com to order your copy. The testing fee is $15.00* **Reviewed and updates 7/1/10**

Difficult Dentures Made Easier: An Alternative To Dental Implants
*Author: Thomas H. Shipmon, Sr., D.D.S.

This very practical video tape series is the Step-by-Step Procedures on how to make denture construction from Impressions to Insertion as well as many helpful hints. Dr. Thomas H. Shipmon, Sr. demonstrates in operatory with live patient proven techniques that are sure to assist dentists, from the beginner to the accomplished practitioner! Practical Methods and Techniques that can easily be adapted to your practice to help you produce quality dentures in HALF the time! The purchaser of this videotape *Difficult Dentures Made Easier: An Alternative To Dental Implants*, or single designee, can earn five (5) hours of Continuing Education Credit by correctly answering 80% of the questions of the test.

This DVD is not in stock with The Office of Continuing Dental Education, please contact Dr. Joseph J. Massad's office at 918-749-5600 or online at www.drjoemassad.com to order your copy. The testing fee is $15.00 **Reviewed and updates 7/1/10**

The Authors

PEGGY PUTNAM ALEXANDER, D.D.S., M.P.H., received her DDS degree from Meharry Medical College School of Dentistry in 1981. Having received a certificate in Dental Hygiene from the University of Alabama School of Dentistry in 1957 and a B.S. degree from the University of Alabama, Tuscaloosa, in 1960, she had worked continuously, while raising a family, in the field of dentistry as a dental hygienist before returning to dental school.

Dr. Alexander is currently a Clinical Professor in the Department of Periodontics at the University of Texas Health Science Center at San Antonio School of Dentistry. She is also cross-appointed in the Department of Comprehensive Dentistry.

RICHARD S. FINLAYSON, D.D.S., received his dental training at the University of Texas Health Science Center at Houston, Dental Branch in 1975. He entered the Air Force that year for a GPR and later completed training in Periodontics at Wilford Hall Medical Center in 1984 and received his Board Certification in Periodontics in 1987.

DAVID M. GROGAN, D.D.S., M.S.D., graduated from the Baylor College of Dentistry in 1981. He continued his postgraduate training and received his Certificate and MSD degree in Oral and and Maxillofacial Surgery from Baylor College of Dentistry in 1986. Dr. Grogan also earned a MS degree in Histology at Baylor in 1978. He is currently an Assistant Professor in the Department of Oral and Maxillofacial Surgery and Pharmacology at the Baylor College of Dentistry, Texas A&M University System Health Science Center in Dallas, Texas.

STEVEN P. HACKMYER, D.D.S., earned his dental degree from New York University College of Dentistry. He is currently, Clinical Associate Professor Department of Developmental Dentistry, University of Texas Health Science Center San Antonio. Dr. Hackmyer earned his dental degree from New York University College of Dentistry.

MICHAELL A. HUBER, D.D.S., received his dental degree from The University of Texas Health Science Center at San Antonio, Dental School in 1980. He continued with postgraduate training in Oral Medicine and Maxillofacial Radiology at the National Naval Dental Center, Bethesda, Maryland in 1986 and received a Certificate in Oral Medicine in 1988. Upon his retirement from the United States Navy in 2002, he joined the faculty in the Department of Comprehensive Dentistry at The University of Texas Health Science Center at San Antonio, Dental School.

ARTHUR H. JESKE, D.M.D., PH.D., received his dental training at Georgia Health Sciences Univeristy College of Dental Medicine in 1978. He joined the faculty of the University of Texas School of Dentistry at Houston the same year, later serving as Chair of the Department of Dental Pharmacology (1987-1993) and, subsequently, Chair of the Department of Restorative Dentistry and Biomaterials.

ROBERT P. LANGLAIS, D.D.S., M.S., graduated from McGill University Dental School in Montreal, Quebec, Canada in 1967, and he subsequently completed a one-year pediatric dentistry externship in British Columbia. Dr. Langlais then established his own practice in general dentistry for a brief time. In 1973, he attended Indiana University and obtained his Master of Science degree with advanced training in oral diagnosis, oral medicine and dental radiology. Currently, Dr. Langlais is a Professor for the Graduate Program in Oral and Maxillofacial Radiology in the Department of Comprehensive Dentistry at The University of Texas Health Science Center at San Antonio.

MARK L. LITTLESTAR, D.D.S., received his dental degree from the University of Texas Health Science Center at San Antonio in 1983. Following graduation, he completed a General Practice Residency at Navy Hospital, San Diego, CA. After nine years in the Navy he entered private practice and has been a faculty member at UTHSCSA since 1999. His interests are in restorative dentistry, particulary in the rehabilitation of the terminal dentition using advanced imaging and implant retained prostheses.

JEFFREY C. MABRY, D.D.S., M.S., obtain his dental degree from the University of Oklahoma College of Dentistry in 1980. Dr. (Col Mabry) retired from the USAF in October, 2006. During his last USAF tour, he served as the Chairman, Pediatric Dentistry, 59th Dental Squadron, 59th Aeromedical Dental Group, Lackland AFB, TX. He was also serving as the Chief Military Consultant to the USAF Surgeon General for Pediatric Dentistry.

STANLEY F. MALAMED, D.D.S., graduated from the New York University College of Dentistry in 1969. He then completed a dental internship and residency in anesthesiology at Montefiore Hospital and Medical Center in the Bronx, New York before serving for 2 years in the U.S. Army Dental Corps at Ft. Knox, Kentucky. In 1973, Doctor Malamed joined the faculty of the University of Southern California School of Dentistry, in Los Angeles, where today he is Professor of Anesthesia & Medicine.

The Authors

JOSEPH J. MASSAD, D.D.S., received his dental degree from Loyola University School of Dentistry in 1975. He has practiced in Tulsa, Oklahoma as a general practitioner with a focus on removable complete prosthodontics since 1977. Dr. Massad was an associate professor from 1992-2003 at the Pankey Institute in Florida and holds faculty positions at Tufts University School of Dental Medicine in Boston. He also served as a clinical associate professor from 1982 to 1987 at the Michael Cardone, Sr. School of Dentistry in Oklahoma. As of June 2000, he is serving as adjunct associate clinical professor in the Department of Prosthodontics at the University of Texas Health Science Center at San Antonio Dental School. Dr. Massad is an adjunct professor of forensic dentistry for the Oklahoma State University College of Osteopathic Medicine.

HAROLD L. MEADOR, D.D.S., earned his dental degree at The University of Texas Health Science Center at Houston in 1952 . He practiced general dentistry for seven years and went onto to graduate training in Periodontics at Baylor Dental College which he completed in 1960. Dr. Meador maintained a practice limited to Periodontics for 37 years in San Antonio, Texas. Although Dr. Meador is retired from his practice, he continues to serve as an Associate Clinical Professor in the Department of Periodontics and Senior Research Fellow in the Center for Health, Economics and Policy at The University of Texas Health Science Center at San Antonio.

THOMAS W. OATES, JR., D.M.D, Ph.D., received his D.M.D degree and completed a general practice residency at the University of Pennsylvania in 1983. Dr. Oates maintained a private practice in Philadelphia, Pennsylvania from July 1984 to June 1989, after which he returned to academics at the Medical College of Virginia and the University of Pennsylvania School of Dental Medicine.

NORMA OLVERA, D.D.S., M.S., obtained her dental degree from The University of Texas Health Science Center at San Antonio in 1987. She completed her post-graduate training in prosthodontics and received her certification and Master of Science in prosthodontics. She is currently an assistant professor in the Department of Comprehensive Dentistry at the University of Texas Health Science Center at San Antonio.

DUBRAVKO PAVLIN, D.M.D., M.S.D., Ph.D., received his dental degree and Master's degree from the University of Zagreb in Croatia. He trained in the clinical specialty of Orthodontics and obtained his PhD in Biomedical Sciences at the University of Connecticut. Dr. Pavlin is currently a Professor for the Department of Developmental Dentistry at The University of Texas Health Science Center at San Antonio, Dental School.

DAVID L. ROBERTS, D.D.S., PA, received his doctor of dental surgery degree from the University of Illinois Dental School. He then spent two years in a dental residency at the University Of Texas Health Science Center in San Antonio. During this residency he received training in dental and implant surgery as well as sedation procedures.

JOHN D. RUGH, PH.D., Director of the Evidence Based Practice Program, received his Ph.D. from the University of California at Santa Barbara and completed four years of postdoctoral training at Claremont Graduate School. He founded and served as Director of the Dental School's Facial Pain Clinic (1978-2003). He also served as Director of Research for the Dental School (1991–97), and Chair of the Department of Orthodontics (1996-2010).

JACK I. SHIRLEY, D.D.S., received his DDS degree from The University of Texas Health Science Center at San Antonio in 1979. He has maintained a private practice in San Antonio, Texas for over twenty years. Dr. Shirley has been associated with the Pankey Institute in Key Biscayne, Florida for eighteen years. He has served as Associate Faculty for thirteen years and is President of the Board of Trustees and a member of the Board of Directors. Dr. Shirley has been selected to represent the Pankey Institute through its speakers Bureau and can be heard through the national at numerous dental meetings speaking about Pankey philosophy, techniques, and the effectiveness of comprehensive care dentistry. He has a passion for dental education and a strong desire to help dentists reach their full potential.

THOMAS H. SHIPMON, SR., D.D.S., Professor Emeritus of Prosthodontics School of Dentistry, University of Tennessee, Memphis, Tennessee.

MATT W. SPAHN, ESQ., the founder and principal of the law firm that bears his name, Matt W. Spahn is glad to be a leader in estate, tax and business planning. For almost twenty years he has focused on the needs and desires of his clients who he counsels and advises in the creation and execution of their wills, trusts, powers of attorney, directives to physicians and in the creation and execution of their corporate plans.

JENNIFER de ST. GEORGES, founder of JdSG International Inc., and has gained a well deserved reputation for providing dentists and their teams the 'nuts & bolts' of effective dental practice management. Her logical, bottom-line approach and motivational manner has won her a loyal fan base around the world. Whether attending a Jenny 'on stage' program or listening to a CD audio programs or tele-seminar or webinar, Jenny inspires the listener to com-

The Authors

mit to making needed changes to practice dentistry in a stress free, productive and profitable environment.

SAMUEL M. STRONG, D.D.S., graduated from Baylor College of Dentistry in 1974. He has been a general practitioner in Little Rock, Arkansas since 1976, focusing his private practice on cosmetic, implant restorative dentistry, and sleep apnea. Dr. Strong has been involved with the restorative phase of endosseous implants since 1988 and has experience with unilateral, bilateral and anterior fixed/detachable restorations.

MONA L. THIBADEAU, R.D.A., C.D.A., B.A., is a Dental Assistant graduate from the United States Air Force in 1973. She has vast experience in multiple aspects of the dental assisting field and enjoys teaching and working with students. She acquired her work life experience in dental organizations throughout the Military and Civilian sectors. Ms.Thibadeau's experience includes prosthodontics, oral and maxillofacial surgery, general dentistry, endodontics, and office management. Ms. Thibadeau is a Dental Instructor at San Antonio College of Medical and Dental Assistant where she has taught since 1998. Ms. Thibadeau is a Texas Registered Dental Assistant; Certified Dental Assistant and CPR Facility Instructor certified by the American Heart Association, Radiation Safety Officer, OSHA and Safety Coordinator.

GEZA T. TEREZHALMY, D.D.S., M.A., received his D.D.S. degree from Case Western Reserve University in 1971, continuing with his postgraduate training from 1975 to 1977 and obtaining a Certificate in Oral Medicine from the National Naval Dental Center. In 1987, he obtained his M.A. degree in Higher Education and Human Development from The George Washington University. Dr. Terezhalmy is the Endowed Professor in Clinical Dentistry in the Department of Comprehensive Dentistry with a cross appointment in the Department of Pharmacology in the Graduate School of Biomedical Sciences at The University of Texas Health Science Center at San Antonio.

ERNEST E. VALDEZ, D.D.S., received his DDS degree from The University of Texas Health Science Center at San Antonio, Dental School in 1993. He pursued a two year General Practice Residency at The University of Texas Health Science Center at San Antonio which he completed in 2001. Dr. Valdez is currently an Assistant Professor in the Department of Oral and Maxillofacial Surgery at the Dental School and maintains a practice at the UTHSCSA Dental School's Dental Faculty Practice Clinic.

EDWARD P. 'JOE' WALLER, JR., D.D.S., J.D., received his dental degree from St. Louis University School of Dentistry in 1969. He maintained a private practice in general dentistry from 1971 to 1987 in San Antonio, Texas. Subsequently, Dr. Waller went onto to pursue a law degree, which he attained in 1990 at St. Mary's University School of Law in San Antonio, Texas. Currently, he is an attorney with the law firm of Brin & Brin in San Antonio, Texas.

EDWARD F. WRIGHT, D.D.S., M.S., M.A.G.D., received his dental degree from Case Western Reserve University in 1977. After practicing general dentistry for ten years, he was selected and attended the Air Force''s 1-year Advanced Clinical Dentistry Program. In 1992, Dr. Wright entered the 2-year TMJ and Craniofacial Pain Program at the University of Minnesota. He received his MS degree in 1994. From 1994 to 2001, he was the head Air Force dentist for TMD and on the staff at Lackland AFB''s 2-year general dentistry residency program. Dr. Wright provided the TMD training for all of the base's AEGD, Prosthodontics, Periodontics and Orthodontics residents and has had over 100 residents rotate through his TMD Clinic.

MARTIN F. VASQUEZ, CLTC, has been a Financial Representative of Northwestern Mutual in San Antonio, Texas since 2001. Martin is also a commissioned officer in the Army Reserve; a veteran of Operation Enduring Freedom and a recipient of the Bronze Star. Martin received his Bachelor of Arts Degree in Speech Communication from Texas State University and he bears the designation, CLTC Certification in Long Term Care addressing the concerns and needs for an aging population. Northwestern Mutual is the fleet name for The Northwestern Mutual Life Insurance Company, Milwaukee, WI (NM), and its subsidiaries. Martin F Vasquez is an Insurance Agent of NM (life insurance, annuities and disability income insurance). and Northwestern Long Term Care Insurance Company, Milwaukee, WI, a subsidiary of NM (long-term care insurance), and a Registered Representative of Northwestern Mutual Investment Services LLC (securities), a wholly-owned company of NM, broker-dealer and member FINRA and SIPC. There may be instances when this agent represents insurance companies in addition to NM or its affiliates.

Turn the page…

Become More *Mobile*

CDE mobile

Using your smartphone or ipad scan the QR code and wait for the pop-up, tap on "Add to Homepage" to download our **cde** *mobile* app to your device.

Check out our ***"free"*** course offerings!

Continuing Dental Education in your office, home, or on the go!

Video Stream

Using your smartphone or ipad scan the QR code and wait for the pop-up,tap on "Add to Homepage" to download our **video stream** app to your device.

Check out our ***"A la carte"*** course offerings!

DENTAL SCHOOL
UT HEALTH SCIENCE CENTER®
CONTINUING DENTAL EDUCATION

Massad®
Learning Center

If you have any problems connecting or viewing any of these sites please call the continuing dental office at 210.567.3177

Check out our newest courses at http://cdemobile.uthscsa.edu
Check out our newest courses at http://cdestream.uthscsa.edu

Passport to Continuing Dental Education



Golf, Tours, and a wee bit of CE!

Start your planning for a trip to the Emerald Isle!

Join us September 12-20, 2014 in Enchanting Ireland

Free CE credits. Available 24/7.

Now you can choose the time and place to take the courses you need and want. We've made it easy to take free CE courses online. Dentists and dental hygienists can get 1 hour of free CE credit for the First Dental Home and the Oral Health Examinations by Dental Professionals courses. Learn more about Texas Health Steps (Medicaid for children) and other health-care services with Texas Health Steps Online Provider Education.

The CE courses were developed by the Texas Department of State Health Services and the Texas Health and Human Services Commission. All courses are accredited for eligible participants.*

Accredited by the UTHSCSA Dental School Office of Continuing Dental Education, Texas Medical Association, American Nurses Credentialing Center, National Commission for Health Education Credentialing, Texas State Board of Social Worker Examiners, Accreditation Council of Pharmacy Education, Texas Dietetic Association, Texas Academy of Audiology, and International Board of Lactation Consultant Examiners. Continuing Education for multiple disciplines will be provided for these events.

Taking New Steps

TEXAS Department of State Health Services

Texas Health Steps™

To view courses online, visit www.txhealthsteps.com.

CE Courses Include:

- First Dental Home
- Oral Health Examinations by Dental Professionals
- Oral Evaluations and Fluoride Varnish
- Children with Diabetes
- Children with Asthma
- Case Management
- Texas Health Steps Overview
- Many others

Referral Guidelines

- Pediatric Depression
- High Blood Pressures in the Office
- Atopic Dermatitis
- Gastroesophageal Reflux in Infants
- Exercise-Induced Dyspnea
- Referral Guidelines Overview

DENTAL SCHOOL
UT HEALTH SCIENCE CENTER®
CONTINUING DENTAL EDUCATION

From the Division of Dental Hygiene

Dental Hygiene Mission

The mission of the Division of Dental Hygiene is to promote wellness by improving oral health in local, regional, national and international communities through innovative learner-centered education, quality service and patient care, and integrated research.

Dental Hygiene Continuing Education

Whether you're a seeking continuing education for relicensure, certification, re-entry into the workplace or simply to enhance your career and enrich your life, our mission is to provide quality, innovative, lifelong learning opportunities.

Turn the page for Dental Hygiene continuing education opportunities!

From the Division of
Dental Hygiene

Clinical Hands-On Refresher Course

For more information contact

The Office of Continuing Dental Education at 210-567-3177

COURSE DESCRIPTION:

Designed for the dental hygienist re-entering the profession, the participant will have the opportunity to review infection control procedures, practice radiographic techniques, and refresh basic clinical instrumentation and advanced clinical skills. An update on the latest periodontal theories and classifications will also be addressed. Course instructors design the materials to meet the participant's individualized needs. Dates and times are determined based on participant's needs and convenience as well as instructor availability.

COURSE TOPICS:

Radiographic Technique

- Gain an appreciation for radiographic principles.
- Provide instruction, demonstration and hands-on session in the exposure of a full-mouth series of radiographs on a manniken.
- Provide instruction, demonstration and hands-on session in the exposure of horizontal and vertical bite-wing radiographs on a manniken.

Assessment Review

- Provide review of pertinent literature related to periodontics, instrumentation and clinical therapies.
- Conduct a head and neck examination in order to detect any potential abnormalities.
- Conduct a periodontal assessment to include measurement of sulcus, recession, mobility and furcations.

Infection Control

- Provide an update on OSHA standards.
- Discuss the principles for infection control to include, bloodborne pathogens, hazardous waste and general safety.
- Provide an understanding of the methods of breaking the cycle of infection and the elimination of cross contamination.

Advanced Clinical Techniques and Equipment

- Discuss, demonstrate and provide a hands-on session on advanced instrumentation to include root planing theory and technique.
- Provide a demonstration and hands-on session on ultrasonic instrumentation to include manual and auto-tuned equipment.
- Provide a demonstration and hands-on session on air abrasive polishing.
- Provide update on the newest available instruments in the market place.

Application of Pit and Fissure Sealants • A Certification Course for Dental Assistants
January 17-18, 2013

COURSE DESCRIPTION

This two day course meets Texas State Board of Dental Examiners Rule 114.3 which states that a dental assistant wishing to obtain certification must complete a minimum of 16 hours of clinical and didactic education in pit and fissure sealants taken through a CODA accredited dental hygiene program approved by the Board. Course of instruction includes:

- Microbiology and infection control
- Patient management and medical emergency considerations
- Dental anatomy, sealant products, techniques and placement
- Ethics and jurisprudence related to pit and fissure sealants

The laboratory and clinical portions of the course will provide the participant with:

- Experience in securing a dry field
- Ergonomic considerations
- Placement of dental sealants with light and chemical cured products on extracted teeth in a laboratory setting
- Placement of at least 6 pit and fissure sealants and topical fluoride on a patient that has been prescreened for sealant placement

Please Note: PARTICIPANTS MUST PROVIDE THE PATIENT

Rule 114.3 also states that dental assistants must also have at least two years of dental assisting experience and show successful completion of current course in basic life support (AHA, ARC).

Applicant must have proof of malpractice insurance (may be obtained through Seabury & Smith (1-800-503- 9230) and current CPR certification. Presenters provide a friendly and relaxing learning environment. Special attention is given to the hands-on instruction.

Location: The University of Texas Health Science Center at San Antonio
Program Time: 8:00AM- 4:00PM
Tuition: $495, includes lab, clinical, handouts and study materials
Credit: 16 hour certification course

Name _____ License # _____ (c/o) Dr. _____

Office Address _____ Suite No. _____ City, State, Zip _____

Office Phone( ) _____ Home Phone( ) _____ E-Mail Address: _____

Home Address _____ City, State, Zip _____

Enclosed
(payment to UT Health Science Center San Antonio): Amount: $_____

❑ VISA ❑ MasterCard ❑ Check

Card Number _____ Exp. Date _____ 3 digit CVV Code _____

Card Holder Name _____

ALSO NOW AVAILABLE — IN-OFFICE TRAINING:

In-office training provides the lecture, laboratory and clinical sessions conducted in the convenience of your dental office. Minimum 10 participants. For more information call Tina Stein at 210 567-3855 or email stein@uthscsa.edu.

Coronal Polishing for the Dental Assistant
February 8, 2013

OVERVIEW
This program offers 8 hours of clinical and didactic education required by the Texas State Board of Dental Examiners for certification in coronal polishing. This course will include: Oral Anatomy; Tooth morphology; Indications, contraindications and complications for coronal polishing; Infection control procedures; and Jurisprudence relating to coronal polishing. The laboratory and clinical activity will include: training in using a slow-speed hand piece; principles of coronal polishing; armamentarium; operator & patient positioning, polishing technique, polishing agents; and polishing coronal surfaces of teeth. This course is offered through the Department of Dental Hygiene at The University of Texas Health Science Center at San Antonio in collaboration with San Antonio College Dental Assisting Program and is a TSBDE APPROVED & ACCREDITED COURSE. In order to obtain your certification the State also requires at least 2 yrs as a dental assistant.

OBJECTIVES
- State the effect polishing has on the patient, environment, teeth and gingival tissues.
- Identify indications for polishing the teeth.
- Discuss contraindications for polishing the teeth.
- Distinguish between abrasion, abrasive and polishing.
- Identify the characteristics of abrasive particles.
- Determine how particle size/shape, speed, and pressure affect abrasiveness.
- Recognize different abrasive agents.
- Describe the constituents of a commercial polishing agent utilized by a dental professional.
- Demonstrate use of a slow speed hand piece and prophylaxis angle on a partner in clinic.
- Define cumulative trauma disorders and explain how the dental assistant might prevent such injuries.
- Given a description of a seated operator and/or a reclined patient, determine if the situation serves the clinician's best interest ergonomically.
- Outline the anatomy of the carpal tunnel and explain how compression of the median nerve occurs.
- List the symptoms of carpal tunnel syndrome.
- List the areas of the work site to be evaluated for potential carpal tunnel syndrome risk.
- Define disclosing.
    a. Explain the different ways that disclosing dental plaque can assist the dental assistant in patient education and motivation.
    b. List the properties of an acceptable disclosing agent.
    c. Describe the various formulas of disclosing agents.

PRESENTER
LYNN SMILEY, R.D.H., B.A., is a clinical instructor in the Department of Dental Hygiene at the University of Texas Health Science Center at San Antonio. She has 25 years of experience as a clinical dental hygienist. Currently, she is the course director for Introduction to Clinical Theory, PreClinical Dental Hygiene, Clinic I and Clinic I Seminar. As the Junior Year Clinic Coordinator, Ms. Smiley is responsible for the clinical experience of students in their first semester of patient care. In addition to her teaching activities, she presents continuing education courses for the Department of Dental Hygiene. Her areas of expertise are fundamentals of instrumentation, infection control protocols, tobacco cessation and the use of dental materials by the dental hygienist. She also provides continuing education courses to dental assistants for certification in the application of pit and fissure sealants and coronal polishing.

LOCATION
The University of Texas Health Science Center at San Antonio

REGISTRATION
8:00 AM-9:00 AM (Check in - D.S. Cafeteria)

PROGRAM TIME
9:00 AM-5:00 PM

ROOM: Check in - D.S. Cafeteria

TUITION
Assistant: $275

CREDIT HOURS: 8

Limited attendance - Light breakfast and lunch will be provided.

Please check the appropriate date in which you would like to register for:
❑ **February 8, 2013**

Name _____ License # _____ (c/o) Dr. _____

Office Address _____ Suite No. _____ City, State, Zip _____

Office Phone( ) _____ Home Phone( ) _____ E-Mail Address: _____

Home Address _____ City, State, Zip _____

Enclosed
(payment to UT Health Science Center San Antonio): Amount: $_____

❑ VISA ❑ MasterCard ❑ Check

Card Number _____ Exp. Date _____ 3 digit CVV Code _____

Card Holder Name _____

Videostreaming on Your iPad

HD quality Continuing Dental Education in your office, home, or on the go!

Use your smartphone or ipad app and scan the QR code

If you have any problems connecting or viewing any of these sites please call the continuing dental office at 210.567.3177

Check out our newest courses at http://cdestream.uthscsa.edu

DENTAL SCHOOL
UT HEALTH SCIENCE CENTER®
CONTINUING DENTAL EDUCATION

Massad® Learning Center

DECEMBER/JANUARY REGISTRATION WORKSHEET

(152464A) December 7
TBAM: Last Chance Risk Management Course for 2012: Minimize Your Chances of a Lawsuit
❑ Individual: $125.00

(152465A) December 7
TBPM: LAST CHANCE: Annual OSHA Training Course for 2012
❑ Individual: $125.00
❑ Special Discount Fee: $87.50
(Must register for the morning Texas Brief to receive discount)

(152467A) December 14
Restorative Materials: What, Where, When and How
❑ Dentist: $260.00

TWO STEP SAVINGS
❑ Dentist: $260.00 - 20% = $208.00
❑ Dentist: $260.00 - 15% = $221.00
❑ Allied Dental Personnel: $200.00

TWO STEP SAVINGS
❑ Allied Dental Personnel: $200.00 - 20% = $160.00
❑ Allied Dental Personnel: $200.00 - 15% = $170.00

(152494A) January 11
Nitrous Oxide Monitoring Certification Course for Dental Hygienists and Dental Assistants
❑ Allied Dental Personnel: $210.00

(152491A) January 11
Endodontics 101
❑ Dentist: $270.00

(152495A) January 17-18
Application of Pit and Fissure Sealants: A Certification Course for Dental Assistants
❑ Allied Dental Personnel: $495.00

(152485A) January 18
Seven Ways to Avoid Carpal Tunnel Syndrome
(This is not just another Scaling and Root Planing course)
❑ Individual: $210.00

TWO STEP SAVINGS
❑ Individual: $210.00 - 20% = $168.00
❑ Individual: $210.00 - 15% = $179.00
❑ Instructional Videotape & Manual: $20.00

(152490A) January 18-19
A Standard Proficiency Certification Course in Laser Dentistry
❑ Dentist: $595.00

THREE STEP SAVINGS
❑ Dentist: $595.00 - 25% = $446.25
❑ Dentist: $595.00 - 20% = $476.00
❑ Dentist: $595.00 - 15% = $505.75
❑ Additional Staff Member: $185.50
*****Have your staff member fill out a separate registration form.***

(152486A) January 18
Hands-on Gingival and Connective Tissue Grafting Course
❑ Dentist: $695.00

TWO STEP SAVINGS
❑ Dentist: $695.00 - 20% = $556.00
❑ Dentist: $695.00 - 15% = $598.00

(152486B) January 19
Hands–On Crown Lengthening Workshop
❑ Dentist: $695.00
❑ Special discount fee: $486.50
(Must register for the Janaury 18th course to receive the discount)

(152487A) January 19
Differential TMD Diagnoses and Treatments for General Practitioners
❑ Individual: $210.00

(152488A) January 19
A Team Approach to Prevention and Management of Medical Emergencies in the Dental Office
❑ Dentist: $210.00
❑ Allied Dental Personnel: $170.00

(152489A) January 25
Minimally Invasive Implant Dentistry
❑ Dentist: $260.00

TWO STEP SAVINGS
❑ Dentist: $260.00 - 20% = $208.00
❑ Dentist: $260.00 - 15% = $221.00

REGISTRATION FORM
Please use one form per person-photocopy as needed. Please include both registration worksheet and registration form.

PREREGISTRATION: Preregistration for all courses is necessary. Each participant should pre-register for a course as a course packet will be available at the time of check-in. Please call the Office of Continuing Dental Education at (210) 567-3177 to pre-register or fax it to (210) 567-6807 for a course or mail the registration form with credit card number or check made payable to "UTHSCSA" to:

UTHSCSA
Continuing Dental Education MSC 7930
7703 Floyd Curl Drive
San Antonio, Texas 78229-3900

ADA C·E·R·P® | Continuing Education Recognition Program

The University of Texas Health Science Center at San Antonio is an ADA CERP Recognized Provider. ADA CERP is a service of the American Dental Association to assist dental professionals in identifying quality providers of continuing dental education. ADA CERP does not approve or endorse individual courses or instructors, nor does it imply acceptance of credit hours by boards of dentistry.

Continuing Dental Education credits are designated in each course description.

Concerns or complaints about a CE provider may be directed to the provider or to ADA CERP at www.ada.org/goto/cerp.

Name:_____ Fax No._____

Date of Birth:_____ Dental School_____

__DDS __DMD __RDH __DA __DLT Year of Graduation_____

Office Address_____ Specialty/Position_____

Suite No._____ Enclosed (payable to UTHSCSA): Check#_____

City/State/Zip_____ __VISA __MasterCard __Discover

Home Address_____ Card No._____

City/State/Zip_____ Include the last three numbers on the signature part of the card_____

Office Phone_____ Exp. Date_____

Home Phone_____ Card Holder's Name:

E-Mail Address_____ _____

FEBRUARY REGISTRATION WORKSHEET

(152509A) February 1
TBAM: Risk Stratification and Dental Management of Patients Taking Endocrine/Metabolic Agents
❑ Individual: $125.00
❑ Special Discount Fee: $87.50
(Must register for the morning Texas Brief to receive discount)

(152497A) February 1
TBPM: Periodontics, Antibiotics and Aggressive Periodontitis How to Identify and How to Treat
❑ Individual: $125.00

(152499A) February 2
Customized Direct Composite Techniques
❑ Dentist: $260.00

(152500A) February 7 through November 7, 2013
Luncheons for Learning Series
❑ Individual: $399.50

(152501A) February 7
LFL: Salivary/Oral Diagnostics Update
❑ Individual: $49.50

(152503A) February 8
Planning and Treatment Options for the Edentulous and Single-Tooth Implant Patient
❑ Dentist: $240.00
TWO STEP SAVINGS
❑ Dentist: $240.00 - 20% = $192.00
❑ Dentist: $240.00 - 15% = $204.00

(152513A) February 8
Coronal Polishing for the Dental Assistant
❑ Dental Assistant: $275.00

(152504A) February 9
Endodontics is Really a "Slam Dunk"
❑ Dentist: $260.00

(152505A) February 15
Update on Common Medical Conditions and Lesions Encountered in the Contemporary Dental Practice
❑ Dentist: $210.00
❑ Allied Dental Personnel: $160.00

(152506A) February 15
Full-Arch Rehabilitation With the All-on-4™ Technique
❑ Dentist: $625.00

(152508A) February 15
TBAM: The Dynamics of Anterior Teeth: Form, Function, and Esthetics
❑ Individual: $125.00

(152508B) February 15
TBPM: Occlusion Made Easy
❑ Individual: $125.00
❑ Special Discount Fee: $87.50
(Must register for the morning Texas Brief to receive discount)

(152408B) February 22
Contemporary Management of Traumatic Dental Injuries: A Look at the 2013 Guidelines
❑ Dentist: $210.00
❑ KDR Award Dentist: $189.00
❑ Allied Dental Personnel: 160.00
❑ KDR Award Allied Dental Personnel: $144.00

(152508A) February 23
Tissue Regeneration vs Bone Grafting
❑ Dentist: $260.00

(152502A) February 7-9
18th ANNUAL SKI & LEARN at Sheraton Steamboat Springs
❑ Individual: $495.00
❑ A $50 additional fee per person will be assessed to course attendees not staying at the Sheraton Steamboat Resort:
$495.00 + $50.00 = $545.00

❑ **1. GOOD:** Register with Sheraton Steamboat Resort and Conference Center before December 7, 2012 and save an additional $40.00 off the tuition price. (Your registration fee will be $455.00 due by January 11, 2013)
Savings Plan 1: $495.00 - $40.00 = $455.00

❑ Yes, I am staying at the Sheraton.
❑ No, I am staying at the

_____

REGISTRATION FORM
Please use one form per person-photocopy as needed. Please include both registration worksheet and registration form.

PREREGISTRATION: Preregistration for all courses is necessary. Each participant should pre-register for a course as a course packet will be available at the time of check-in. Please call the Office of Continuing Dental Education at (210) 567-3177 to pre-register or fax it to (210) 567-6807 for a course or mail the registration form with credit card number or check made payable to "UTHSCSA" to:

UTHSCSA
Continuing Dental Education MSC 7930
7703 Floyd Curl Drive
San Antonio, Texas 78229-3900

ADA C·E·R·P® | Continuing Education Recognition Program

The University of Texas Health Science Center at San Antonio is an ADA CERP Recognized Provider. ADA CERP is a service of the American Dental Association to assist dental professionals in identifying quality providers of continuing dental education. ADA CERP does not approve or endorse individual courses or instructors, nor does it imply acceptance of credit hours by boards of dentistry.

Continuing Dental Education credits are designated in each course description.

Concerns or complaints about a CE provider may be directed to the provider or to ADA CERP at www.ada.org/goto/cerp.

Name:_____ Fax No._____

Date of Birth:_____ Dental School_____

__DDS __DMD __RDH __DA __DLT Year of Graduation_____

Office Address_____ Specialty/Position_____

Suite No._____ Enclosed (payable to UTHSCSA): Check#_____

City/State/Zip_____ __VISA __MasterCard __Discover

Home Address_____ Card No._____

City/State/Zip_____ Include the last three numbers on the signature part of the card_____

Office Phone_____ Exp. Date_____

Home Phone_____ Card Holder's Name:

E-Mail Address_____ _____

MARCH/APRIL REGISTRATION WORKSHEET

(152517A) March 1
Dental Team Implant Certification Program
❑ ADIA & PM Member: $210.00
❑ Non-Member: $260.00

(152519A) March 2
Essential Skills for the Dental Implant Team
❑ Dentist: $210.00
❑ Allied Dental Personnel: $160.00
❑ Special Discount Fee: $144.00
❑ Additional Office Member Fee:
$144.00 - $25.00 = $119.00
(Must register for the Implant Certification course on March 1 to receive discount.)

(152516A) March 1
A Team Approach to Prevention and Management of Medical Emergencies in the Dental Office
❑ Dentist: $210.00
❑ Allied Dental Personnel: $170.00

(152520A) March 7
LFL: Anomalies of the Pediatric Oral Cavity
❑ Individual: $49.50

(152521A) March 8
A Predictable and Less Stressful Method for Utilizing C.T. Scan Software
❑ Dentist: $270.00

(152523A) March 15
TXB AM: "Lawsuits, Dental Board Investigations, and Other Bad Things That Can Happen to a Dental Practice!" *How to Avoid These Setbacks in Your Dental Office.*
❑ Dentist: $125.00

(152524A) March 15
TXB PM: Annual OSHA Training Course: The In's and Out's of Germ Warfare
❑ Individual: $125.00
❑ Special Discount Fee: $87.50
(Must register for the morning Texas Brief to receive discount)

(152525A) March 16
Alternative Medications and Their Impact on Patient Care
❑ Dentist: $210.00
TWO STEP SAVINGS
❑ Dentist: $210.00 - 20% = $168.00
❑ Dentist: $210.00 - 15% = $179.00
❑ Allied Dental Personnel: $170.00
TWO STEP SAVINGS
❑ Allied Dental Personnel:
$170.00 - 20% = $136.00
❑ Allied Dental Personnel:
$170.00 - 15% = $145.00

(152526A) March 16
Differential TMD Diagnoses and Treatments for General Practitioners
❑ Individual: $240.00

(152527A) March 22
TB AM: A Spanish Class for the Dental Office Vamos al Dentista (Let's Go to the Dentist) Part I: Introduction to Spanish
❑ Individual: $125.00

(152528A) March 22
TB PM: A Spanish Class for the Dental Office Vamos al Dentista (Let's Go to the Dentist) Part II: Dental Terminology
❑ Individual: $125.00
❑ Special Discount Fee: $87.50
(Must register for the morning Texas Brief to receive discount)

(152529A) March 22-23
Spring Enteral (Oral) Conscious Sedation and Emergency Procedures
❑ Dentist: $470.00
TWO STEP SAVINGS
❑ Dentist: $470.00 - 20% = $376.00
❑ Dentist: $470.00 - 15% = $400.00

(152530A) March 23
Dental Sleep Medicine: Snoring and Obstructive Sleep Apnea *What Every Dentist Should Know About this Life Threatening Medical Disorder*
❑ Dentist: $210.00
❑ Allied Dental Personnel: $170.00

(152542A) April 4-6
AO: Parsippany, NJ
Fully Simulated Comprehensive Implant Placement Course
❑ Dentist: $2000
TWO STEP SAVINGS
❑ Dentist: $2000 - 20% = $1600
❑ Dentist: $2000 - 15% = $1700

REGISTRATION FORM
Please use one form per person-photocopy as needed. Please include both registration worksheet and registration form.

PREREGISTRATION: Preregistration for all courses is necessary. Each participant should pre-register for a course as a course packet will be available at the time of check-in. Please call the Office of Continuing Dental Education at (210) 567-3177 to pre-register or fax it to (210) 567-6807 for a course or mail the registration form with credit card number or check made payable to "UTHSCSA" to:

UTHSCSA
Continuing Dental Education MSC 7930
7703 Floyd Curl Drive
San Antonio, Texas 78229-3900

ADA C·E·R·P® | Continuing Education Recognition Program

The University of Texas Health Science Center at San Antonio is an ADA CERP Recognized Provider. ADA CERP is a service of the American Dental Association to assist dental professionals in identifying quality providers of continuing dental education. ADA CERP does not approve or endorse individual courses or instructors, nor does it imply acceptance of credit hours by boards of dentistry.

Continuing Dental Education credits are designated in each course description.

Concerns or complaints about a CE provider may be directed to the provider or to ADA CERP at www.ada.org/goto/cerp.

Name:_____

Date of Birth:_____

__DDS __DMD __RDH __DA __DLT

Office Address_____

Suite No._____

City/State/Zip_____

Home Address_____

City/State/Zip_____

Office Phone_____

Home Phone_____

E-Mail Address_____

Fax No._____

Dental School_____

Year of Graduation_____

Specialty/Position_____

Enclosed (payable to UTHSCSA): Check#_____

__VISA __MasterCard __Discover

Card No._____

Include the last three numbers on the signature part of the card_____

Exp. Date_____

Card Holder's Name:

_____

REGISTRATION INFORMATION

Telephone Number: (210) 567-3177 • Fax Number: (210) 567-6807 • Web: www.smile.uthscsa.edu

PRE-REGISTRATION: Preregistration for all courses is necessary. It is beneficial for participants to preregister for a course as the course packet will be available for them at final check-in. Please call the Office of Continuing Dental Education at (210) 567-3177 to preregister for a course or mail the registration form with check made payable to "UTHSCSA" to:
UTHSCSA
Continuing Dental Education MSC 7930
7703 Floyd Curl Drive
San Antonio, Texas 78229-3900

The Office of Continuing Dental Education cannot be held responsible for the cost of a nonrefundable airline ticket or flight change in the event of a course cancellation or the rescheduling of the program.

Upon registering in any Continuing Dental Education activity, the participant agrees that the University of Texas Health Science Center at San Antonio and their affiliates, and all personnel associated with the program are not responsible or liable for any injuries or other damages sustained by the attendee in connection with the scheduled activity, and the participant hereby releases each of them from any claims against them arising directly or indirectly from any such injury or damage.

The registered participant grants permission to the Office of Continuing Dental Education (and its designees and agents) to utilize the participants image, likeness, actions and/or statements in any live or recorded audio, video, or photographic display or other transmission, exhibition, publication, or reproduction made of, about, or at, the activity without further authorization or compensation.

Participants may not use video or audio recording devices during the course or scheduled event.

Registering for any Continuing Dental Education activity constitutes acceptance of these terms.

PAYMENT BY CHECK: To hold your space in any one of the continuing education programs, please provide credit card information when preregistering. If payment by check is desired, the credit card will not be charged, but will be "on hold" until the check is received by the Office of Continuing Dental Education.

PAYMENT BY CREDIT CARD: MasterCard, VISA, or Discover Card only.

ON-SITE CHECK-IN: Please check details of each course for designated time and location of course check-in. Participants can pick up packets one hour prior to the beginning of the course. Same day walk-in enrollments will be accommodated on a space-available basis.

CONFIRMATION: Your registration confirmation will be mailed from our registrar within 5-7 working days upon receipt of payment. You will also receive a listing of nearby hotels at this time. This will be followed by a final confirmation letter designating the details and location of the course within 10 days of the program date. A map of the campus and parking information is on the Health Science Center website **http://www.uthscsa.edu**. Proof of payment and Certificate of Attendance will be issued on day of the course to those participants who have preregistered and prepaid. Replacements or additional copies of the Certificate of Attendance can be issued, however, participants will be charged an administrative fee of $10.00. Participants who pay on the day of the course will be mailed their Receipt of Payment and Certificate of Attendance.

TUITION DISCOUNT: *Recipients of the Kenneth D. Rudd CDE Participant Award may deduct 10% from the tuition of designated courses. This special tuition discount is offered to the participants who have attended at least 100 continuing dental education hours of courses sponsored by the Office of Continuing Dental Education, The University of Texas Health Science Center at San Antonio, Dental School.

ACCOMMODATING PEOPLE WITH SPECIAL NEEDS: If you are a person with special needs and desire special accommodations, please advise us at the time of registering for the course. Requests will be kept confidential. Individuals with speech or hearing impairments can contact the Office of CDE by using TDD Message-Relay Texas. If you have a TDD, 1-800-735-2989. If you do not have a TDD, call 1-800-735-2988.

AFFILIATIONS: The University of Texas Health Science Center at San Antonio, Dental School is a member of the American Dental Education Association.

CONCERNS, COMPLAINTS & SUGGESTIONS
To assure an optimal educational experience, the Office Of Continuing Dental Education and the Dental School's Committee on Continuing Dental Education encourage course participants, faculty and staff to register concerns, complaints or suggestions for formal review and, if appropriate, subsequent action. To warrant a fair and expeditious review, contact the Office of Continuing Dental Education for the appropriate form. Concerns or complaints about a CE provider may be directed to the provider or to ADA CERP at www.ada.org/goto/cerp.

GENERAL REFUND POLICY: If you must cancel your registration for any type of continuing dental education course, please notify the Office of Continuing Dental Education as soon as you determine you are unable to attend so that a refund may be considered. Any cancellation made prior to the start of the program will be subject to an administrative fee assessment of $60.00. Any cancellation made one week or less prior to the course does not qualify for a refund. However, participants may choose to place their tuition minus an administrative and direct cost fee assessment into a holding account for future use. "No Shows" will not qualify for refunds. Written notification by mail, fax or e-mail is required within five business days to initiate the refund process. Please allow four to six weeks for all refunds. Specific refund policies apply to all off-site, continuum, participation, and on-going series programs. Contact our office for specific refund policy regarding any course.

OFF SITE (PARTICIPATION & LECTURE) PROGRAM REFUND POLICY: If you must cancel your registration, please notify the Office of Continuing Dental Education as soon as you determine you are unable to attend so that a refund may be considered. Due to commitments to off-site properties, any cancellation made prior to the start of the program will be subject to an administrative fee assessment of $160.00. Any cancellation made two months or less, prior to the course does not qualify for a refund. However, participants may choose to place their tuition minus an administrative and direct cost fee assessment into a holding account for future use. "No Shows" will not qualify for refunds. Written notification is required within five business days by mail, fax, or e-mail to initiate the refund process. Please allow four to six weeks for all refunds. Specific refund policies may apply to all off-site programs. Contact our office for specific refund policy regarding any course.

CONTINUUM, PARTICIPATION, DENTAL STUDY CLUBS, AND MULTIPLE SERIES REFUND POLICY: If you must cancel your registration, please notify the Office of Continuing Dental Education as soon as you determine you are unable to attend so that a refund may be considered. Due to commitments to these type of programs, any cancellation made prior to the start of the program will be subject to an administrative fee assessment of $160.00 plus any applicable nonrefundable deposits. Any cancellation made one month or less prior to the course does not qualify for a refund. However, participants may choose to place their tuition minus an administrative, applicable nonrefundable deposits, and any direct cost fee assessment's into a holding account for future use. "No Shows" will not qualify for refunds. Written notification is required within five business days by mail, fax, or e-mail to initiate the refund process. Please allow four to six weeks for all refunds. Deposits and football tickets are nonrefundable. Specific refund policies apply to all continuum, study clubs, and on-going series programs. Contact our office for specific refund policy regarding any course.

TO REQUEST A REFUND: If you must cancel your registration, please notify the Office of Continuing Dental Education as soon as you determine you are unable to attend so that your refund may be considered. Written notification is required within five business days by mail, fax or e-mail to initiate the refund process. A written request is required to process any refund or transfer. Contact our office for specific refund policy regarding any course.

INTERACTIVE WEB COURSE REFUND POLICY
If you must cancel your registration, please notify the Office of Continuing Dental Education by sending us an e-mail at **smile@uthscsa.edu** with your User Code and course title before the START DATE indicated so that your refund may be considered. Cancellations made after the START DATE, will be subject to an administrative and direct cost fee adjustment. No refunds will be issued after the completion of the first chapter, regardless of START DATE.

COURSE CHANGES/CANCELLATION: The Office of Continuing Dental Education reserves the right to: **(1)** limit registration; **(2)** refuse admission by refunding the course fee; **(3)** change the location, date and starting time of the program, course content or faculty and such change will not entitle the registered participant to a refund; **(4)** cancel any course no less than one week prior to the course should circumstances make this necessary, at which time registered participants will be notified by telephone using the number provided on the registration form; **(5)** remove the participant from the premises if the patron's conduct endangers or disrupts other attendees, speakers, or staff.

TWO STEP INSTANT SAVINGS: Two Step Instant Savings does not apply to any course that has already been discounted. This discount does not apply to Continuum, Dental Study Clubs and Multiple Series courses. Register within 60 days of the course and receive a 20% discount. Register within 30 days of the course and receive a 15% discount. These courses are nonrefundable. However, participants may choose to place their tuition minus an administrative and direct cost fee assessment into a holding account for future use.

TEXAS BRIEF: Unless enrolling in consecutive Texas Brief courses, no lunch is provided.

DOCUMENTATION OF COURSE CREDIT HOURS: A $10.00 administration processing fee will be charged for requests of documentation of continuing dental education course credit hours. A written request must be accompanied with payment. All participants are provided an official verification of attendance at the time of the course. This document is acceptable by the IRS and Texas State Board of Dental Examiners as proof of attendance to the course. Course attendance is finalized at the completion of individual sessions or programs. Any requested audit by state dental boards will require participant authorization to release information.

CREDIT: The University of Texas Health Science Center at San Antonio, Dental School Continuing Dental Education Program is designated as a recognized provider by the Continuing Education Recognition Program (CERP) conducted under the auspices of the American Dental Association. The formal continuing dental education courses are accepted for Fellowship/Mastership and membership maintenance credit by the Academy of General Dentistry.

Dentist: All courses are acceptable for credit by the Academy of General Dentistry and are offered in cooperation with the Texas Chapter of AGD.

Dental Technician: Courses are approved for documented credit hours by the National Board for Certification.

Auxiliary: Courses are approved by the Texas Dental Hygienists' Association and the Dental Assisting National Board, Inc.

Individuals should consult with their State Boards regarding recognition of courses acceptable for relicensure.

EMERGENCY CONTACT: Telephone numbers for the Office of Continuing Dental Education 210-567-3177. To contact a participant in the event of an emergency and there is not an answer, call the University Police at (210) 567-2800. Offsite location numbers will be provide with final confirmation letter.

LOCATION: The University of Texas Health Science Center at San Antonio is located at Medical Drive and Floyd Curl Drive. The main entrance to the complex is at Floyd Curl Drive (opposite Methodist Hospital). This entrance is open all hours, weekends and after hours.

COMPLIMENTARY PARKING: For those of you who will be driving to campus, the security officer at the main gate will instruct you where to park. More than likely, you will be directed to park in the Visitors Lot. Bring the parking ticket issued at the tollgate to the Visitors Lot with you for validation at the time of course check-in. The validated ticket will be given to the parking lot attendant when you exit at the completion of the course.

LATE ENTRY DOORS TO THE DENTAL SCHOOL: The main doors to the Dental School are locked during the weekends and evenings after working hours. CDE course participants should go to the entrance doors by the Cafeteria located around the corner (to the left of the Dental School). To gain entrance, push the intercom button located to the right as you enter, and a security officer will assist you.

Updated April 30, 2012

ADA C·E·R·P® | Continuing Education Recognition Program

The University of Texas Health Science Center at San Antonio is an ADA CERP Recognized Provider. ADA CERP is a service of the American Dental Association to assist dental professionals in identifying quality providers of continuing dental education. ADA CERP does not approve or endorse individual courses or instructors, nor does it imply acceptance of credit hours by boards of dentistry.

Continuing Dental Education credits are designated in each course description.

Concerns or complaints about a CE provider may be directed to the provider or to ADA CERP at www.ada.org/goto/cerp.

DENTAL SCHOOL
UT HEALTH SCIENCE CENTER®
CONTINUING DENTAL EDUCATION

The University of Texas Health Science Center at San Antonio
Continuing Dental Education - MSC 7930
7703 Floyd Curl Drive
San Antonio, Texas 78229-3900

Nonprofit Organization
U.S. Postage
PAID
Permit No. 1941
San Antonio, Texas

Dated Material

Continuing Dental Education Catalog

P.O. XXXXXXX - December through March CE Bi-Monthly 2012-2013 - Mail Date-11/5/2012-TP10/15

Join us 2014...

The Office of Continuing Dental Education
&
The Division of Dental Hygiene have ***UNITED*** to provide the
DENTAL TEAM continuing eduction opportunities!

Come to San Antonio, considered to be one of the four unique cities in the United States,and experience the essence of the Alamo City - its casual Texas flavor accented by the rich heritage of old Mexico.